



SETRON, Switch disconnecter 3LD, main switch, 4-pole, Iu: 25 A, Operating power / at AC-23 A at 400 V: 9.5 kW, floor mounting with door coupling, rotary operating mechanism, black, central mounting 22.5 mm of the handle

| Model | |
|---|-----------------------------------|
| product brand name | SETRON |
| product designation | 3LD Switch disconnecter |
| design of the product | Main switch |
| display version / for switch position indicator manual operation | 1 ON - 0 OFF |
| type of switch | Floor mounting with door coupling |
| design of the actuating element | Short rotary knob |
| color / of the actuating element | black |
| design of handle | rotary operating mechanism, black |
| type of the driving mechanism / motor drive | No |
| General technical data | |
| number of poles | 4 |
| size of switch disconnecter | 2 |
| mechanical service life (switching cycles) / typical | 100 000 |
| electrical endurance (switching cycles) | |
| • at AC-23 A / at 690 V | 6 000 |
| operating frequency / maximum | 50 1/h |
| degree of pollution | 3 |
| Voltage | |
| insulation voltage / rated value | 690 V |
| surge voltage resistance / rated value | 6 kV |
| operating voltage | |
| • at AC / rated value | 690 V |
| operating frequency / rated value | |
| • minimum | 50 Hz |
| • maximum | 60 Hz |
| Protection class | |
| protection class IP | IP65 |
| degree of protection NEMA rating | 1, 3R, 4X, 12 |
| protection class IP / on the front | IP65 |
| Dissipation | |
| power loss [W] / for rated value of the current / at AC / in hot operating state / per pole | 1.1 W |
| Current | |
| operational current / rated value | 25 A |
| operational current | |
| • at 40 °C / rated value | 25 A |
| • at 45 °C / rated value | 25 A |

| | |
|---|----------------------|
| <ul style="list-style-type: none"> • at 50 °C / rated value | 25 A |
| <ul style="list-style-type: none"> • at 55 °C / rated value | 25 A |
| <ul style="list-style-type: none"> • at AC / rated value | 25 A |
| Main circuit | |
| operational current | |
| <ul style="list-style-type: none"> • at AC-21 / at 690 V / rated value | 25 A |
| <ul style="list-style-type: none"> • at AC-21 A / at 240 V / rated value | 25 A |
| <ul style="list-style-type: none"> • at AC-21 A / at 400 V / rated value | 25 A |
| <ul style="list-style-type: none"> • at AC-21 A / at 440 V / rated value | 25 A |
| <ul style="list-style-type: none"> • at AC-23 A / at 400 V / rated value | 20 A |
| operating power | |
| <ul style="list-style-type: none"> • at AC-23 A / at 240 V / rated value | 5 kW |
| <ul style="list-style-type: none"> • at AC-23 A / at 400 V / rated value | 10 kW |
| <ul style="list-style-type: none"> • at AC-23 A / at 440 V / rated value | 9.5 kW |
| <ul style="list-style-type: none"> • at AC-23 A / at 690 V / rated value | 10 kW |
| <ul style="list-style-type: none"> • at AC-3 / at 240 V / rated value | 4 kW |
| <ul style="list-style-type: none"> • at AC-3 / at 400 V / rated value | 8 kW |
| <ul style="list-style-type: none"> • at AC-3 / at 690 V / rated value | 7.5 kW |
| Auxiliary circuit | |
| number of CO contacts / for auxiliary contacts | 0 |
| number of NC contacts / for auxiliary contacts | 0 |
| number of NO contacts / for auxiliary contacts | 0 |
| operating voltage / of auxiliary contacts / at AC / maximum | 500 V |
| continuous current / of the auxiliary contact / rated value | 10 A |
| insulation voltage / of the auxiliary switch / rated value | 500 V |
| Suitability | |
| suitability for use | |
| <ul style="list-style-type: none"> • main switch | Yes |
| <ul style="list-style-type: none"> • switch disconnector | Yes |
| <ul style="list-style-type: none"> • EMERGENCY OFF switch | No |
| <ul style="list-style-type: none"> • safety switch | Yes |
| <ul style="list-style-type: none"> • maintenance/repair switch | Yes |
| Product details | |
| product feature / can be locked into OFF position | Yes |
| accessories | |
| product extension / optional | |
| <ul style="list-style-type: none"> • motor drive | No |
| <ul style="list-style-type: none"> • voltage trigger | No |
| number of connectable NC contacts / for auxiliary contacts / attachable / maximum | 2 |
| number of connectable NO contacts / for auxiliary contacts / attachable / maximum | 3 |
| number of connectable CO contacts / for auxiliary contacts / attachable / maximum | 0 |
| number of bracket locks / maximum | 3 |
| hasp thickness / of the bracket locks | 4 ... 8 mm |
| Short circuit | |
| conditional short-circuit current / with line-side fuse protection | |
| <ul style="list-style-type: none"> • at 690 V / by gG fuse / rated value | 50 kA |
| let-through current / with closed switch | |
| <ul style="list-style-type: none"> • at 240 V / for combination switch + gG fuse / maximum | 3.5 kA |
| <ul style="list-style-type: none"> • at 440 V / for combination switch + gG fuse / maximum | 3.5 kA |
| <ul style="list-style-type: none"> • at 690 V / for combination switch + gG fuse / maximum permissible | 4 kA |
| I _{2t} value / with closed switch / at 240 V / for combination switch + gG fuse / maximum | 4 kA ² .s |
| I _{2t} value / with closed switch / at 440 V / for combination switch + gG fuse / maximum | 4 kA ² .s |

| | |
|--|--|
| I2t value / with closed switch / at 690 V / for combination switch + gG fuse / maximum | 4 kA2.s |
| design of the fuse link <ul style="list-style-type: none"> • for short-circuit protection of the main circuit / required • for short-circuit protection of the auxiliary switch / required | <p>fuse gL/gG: 25 A</p> <p>fuse gL/gG: 10 A</p> |
| operational current / of upstream fuse / rated value | 25 A |
| according UL | |
| operational current / at AC / according to UL 508/UL 60947-4-1 / rated value | 25 A |
| operating voltage / at AC / at 50/60 Hz / according to UL 508/UL 60947-4-1 / rated value | 600 V |
| active power [hp] / at AC / at 480 V / according to UL 508/UL 60947-4-1 / rated value | 10 |
| active power [hp] / at AC / at 600 V / according to UL 508/UL 60947-4-1 / rated value | 15 |
| short-time withstand current (SCCR) / at 600 V / according to UL 508/UL 60947-4-1 | 5 kA |
| continuous current / of upstream fuse / according to UL / rated value | 50 A |
| type of fuse / according to UL | RK5 |
| Connections | |
| AWG number / as coded connectable conductor cross section / solid <ul style="list-style-type: none"> • maximum • minimum | <p>8</p> <p>14</p> |
| type of connectable conductor cross-sections / for copper conductor <ul style="list-style-type: none"> • solid • finely stranded / with core end processing • stranded | <p>1x (1,5...16mm²)</p> <p>1x (1,5...10mm²)</p> <p>1x (1,5...16mm²)</p> |
| type of connectable conductor cross-sections / for auxiliary contacts <ul style="list-style-type: none"> • solid • finely stranded / with core end processing • stranded | <p>lateral auxiliary switch 2x (0,75 ... 2,5mm²), 1x 4mm²; front auxiliary switch 1x (0,75 ... 2,5mm²)</p> <p>lateral auxiliary switch 2x (0,75 ... 1,5mm²), 1x 2,5mm²; front auxiliary switch 1x 2,5mm²</p> <p>lateral auxiliary switch 2x (0,75 ... 2,5mm²), 1x 4mm²; front auxiliary switch 1x (0,75 ... 2,5mm²)</p> |
| type of electrical connection <ul style="list-style-type: none"> • for main current circuit • for auxiliary contacts | <p>box terminal</p> <p>connection terminals</p> |
| Mechanical Design | |
| height | 83 mm |
| width | 67 mm |
| depth | 451.5 mm |
| type of device | fixed mounting |
| fastening method | Built-in unit fixed-mounted version |
| fastening method <ul style="list-style-type: none"> • 4-hole front mounting • front mounting with central attachment • rail mounting | <p>No</p> <p>Yes</p> <p>Yes</p> |
| net weight | 445 g |
| Environmental conditions | |
| ambient temperature / during operation <ul style="list-style-type: none"> • minimum • maximum | <p>-25 °C</p> <p>55 °C</p> |
| ambient temperature / during storage <ul style="list-style-type: none"> • minimum • maximum | <p>-25 °C</p> <p>55 °C</p> |
| General Product Approval | |



[Confirmation](#)



[Miscellaneous](#)

| | | | |
|--------------------------|---------------------------|-------------------|-------------------|
| General Product Approval | Declaration of Conformity | Test Certificates | Marine / Shipping |
|--------------------------|---------------------------|-------------------|-------------------|



[Special Test Certificate](#)



| | |
|-------------------|-------|
| Marine / Shipping | other |
|-------------------|-------|



[Miscellaneous](#)

[Environmental Confirmations](#)

Further information

Information- and Downloadcenter (Catalogs, Brochures,...)

<http://www.siemens.com/lowvoltage/catalogs>

Industry Mall (Online ordering system)

<https://mall.industry.siemens.com/mall/en/en/Catalog/product?mlfb=3LD2144-1TL51>

Service&Support (Manuals, Certificates, Characteristics, FAQs,...)

<https://support.industry.siemens.com/cs/ww/en/ps/3LD2144-1TL51>

Image database (product images, 2D dimension drawings, 3D models, device circuit diagrams, ...)

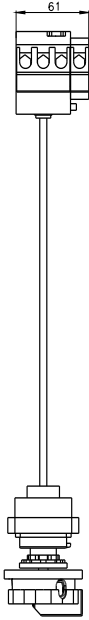
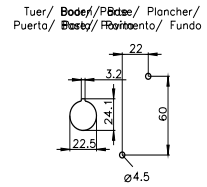
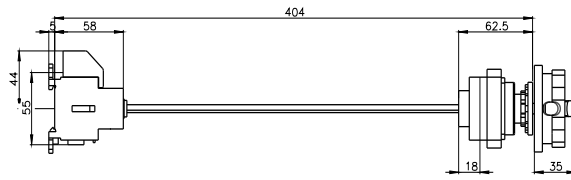
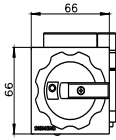
http://www.automation.siemens.com/bilddb/cax_en.aspx?mlfb=3LD2144-1TL51

CAX-Online-Generator

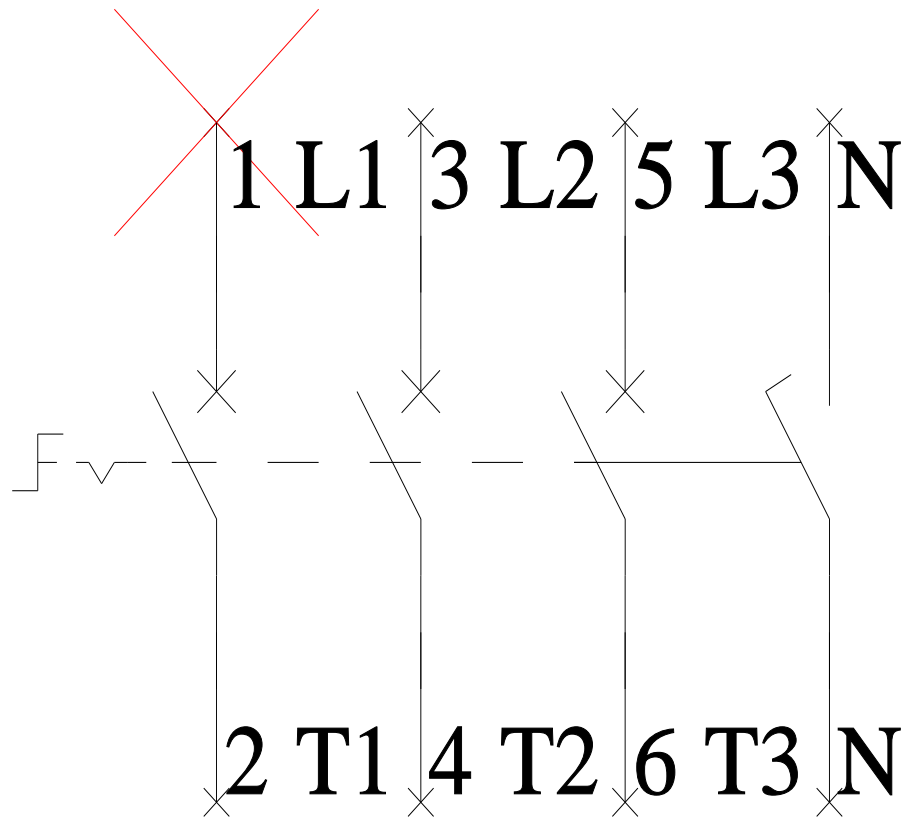
<http://www.siemens.com/cax>

Tender specifications

<http://www.siemens.com/specifications>



-Q1



-CI

