



second lateral Auxiliary switch, 2 NO contacts, spring-type terminal, for contactors 3RT1

General technical data	
product brand name	SIRIUS
suitability for use	Contactor relay and power contactor
protection class IP on the front	IP20
ambient temperature	
• during storage	-55 ... +80 °C
• during operation	-25 ... +60 °C
mechanical service life (switching cycles) typical	10 000 000
electrical endurance (switching cycles) at AC-15 at 230 V typical	200 000
contact reliability of auxiliary contacts	1 faulty switching per 100 million (17 V, 1 mA)
insulation voltage with degree of pollution 3 at AC rated value	500 V
surge voltage resistance rated value	6 kV
Auxiliary circuit	
number of NC contacts for auxiliary contacts	
• instantaneous contact	0
number of NO contacts for auxiliary contacts	
• instantaneous contact	2
operational current of auxiliary contacts at AC-12	
• at 24 V	10 A
• at 230 V	10 A
• maximum	10 A
operational current	
• of auxiliary contacts	
— at AC-14	
— at 125 V	6 A
— at 250 V	6 A
— at AC-15	
— at 24 V	6 A
— at 230 V	6 A
— at 400 V	3 A
operational current	
• of auxiliary contacts at DC-12	
— at 24 V	10 A
— at 110 V	3 A
— at 220 V	1 A
• with 2 current paths in series at DC-12	

— at 24 V rated value	10 A	
— at 60 V rated value	10 A	
— at 110 V rated value	4 A	
— at 220 V rated value	2 A	
— at 440 V rated value	1.3 A	
● with 3 current paths in series at DC-12		
— at 24 V rated value	10 A	
— at 60 V rated value	10 A	
— at 110 V rated value	10 A	
— at 220 V rated value	3.6 A	
— at 440 V rated value	2.5 A	
<b>operational current</b>		
● of auxiliary contacts at DC-13		
— at 24 V	6 A	
— at 60 V	2 A	
— at 110 V	1 A	
— at 220 V	0.3 A	
● with 2 current paths in series at DC-13		
— at 24 V rated value	10 A	
— at 60 V rated value	3.5 A	
— at 110 V rated value	1.3 A	
— at 220 V rated value	0.9 A	
— at 440 V rated value	0.2 A	
● with 3 current paths in series at DC-13		
— at 24 V rated value	10 A	
— at 60 V rated value	4.7 A	
— at 110 V rated value	3 A	
— at 220 V rated value	1.2 A	
— at 440 V rated value	0.5 A	
<b>Installation/ mounting/ dimensions</b>		
<b>fastening method</b>	snap-on mounting	
<b>width</b>	10 mm	
<b>height</b>	72.5 mm	
<b>depth</b>	71 mm	
<b>Connections/ Terminals</b>		
<b>type of electrical connection for auxiliary and control circuit</b>	spring-loaded terminals	
<b>type of connectable conductor cross-sections</b>		
● for auxiliary contacts		
— finely stranded		
— with core end processing	2x (0.5 ... 1.5 mm <sup>2</sup> )	
— without core end processing	2x (0.5 ... 2.5 mm <sup>2</sup> )	
● at AWG cables for auxiliary contacts	2x (20 ... 14)	
<b>Safety related data</b>		
<b>product function mirror contact acc. to IEC 60947-4-1</b>	Yes	
● note	with 3RT1	
<b>product function positively driven operation acc. to IEC 60947-5-1</b>	No	
<b>Certificates/ approvals</b>		
<b>General Product Approval</b>	<b>Functional Safety/Safety of Machinery</b>	<b>Declaration of Conformity</b>



KC



[Type Examination Certificate](#)

[UK Declaration of Conformity](#)

Declaration of Conformity	Test Certificates	Marine / Shipping			
 EG-Konf.	<a href="#">Special Test Certificate</a>	 ABS	 LRS	 RINA	 RMRS

Marine / Shipping	other	Railway
	<a href="#">Confirmation</a>	<a href="#">Special Test Certificate</a>

#### Further information

Information- and Downloadcenter (Catalogs, Brochures,...)

<https://www.siemens.com/ic10>

Industry Mall (Online ordering system)

<https://mall.industry.siemens.com/mall/en/en/Catalog/product?mlfb=3RH1921-2KA20>

Cax online generator

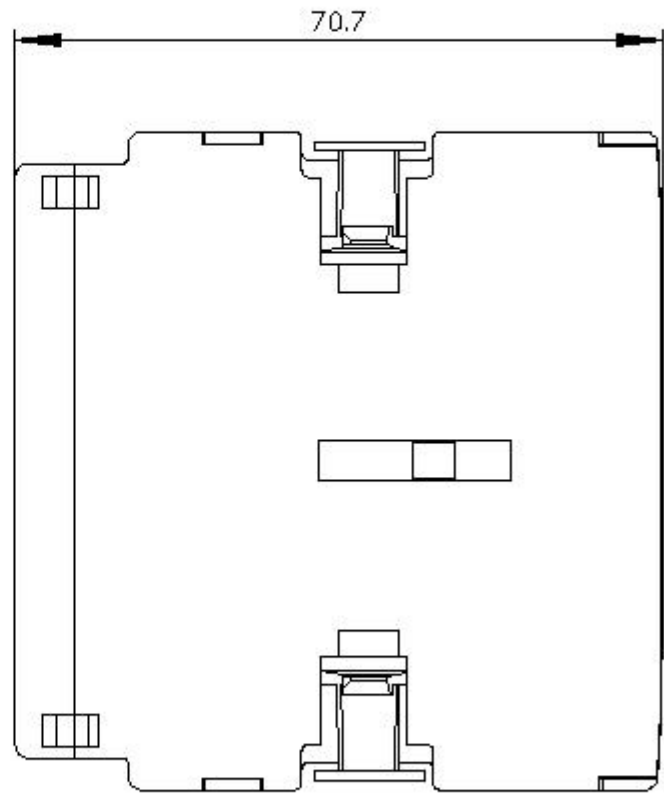
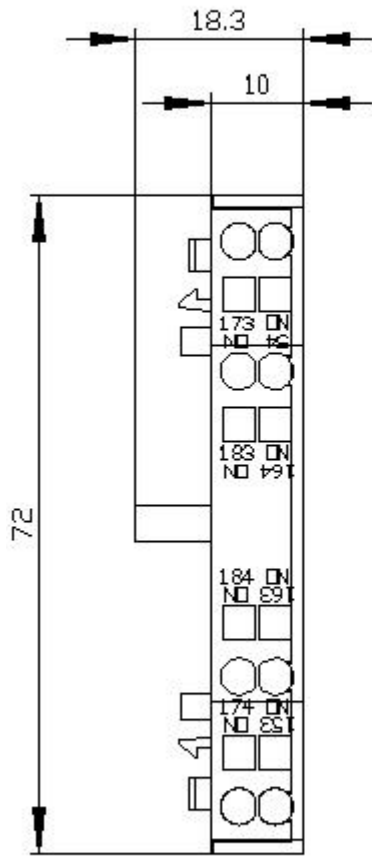
<http://support.automation.siemens.com/WW/CAXorder/default.aspx?lang=en&mlfb=3RH1921-2KA20>

Service&Support (Manuals, Certificates, Characteristics, FAQs,...)

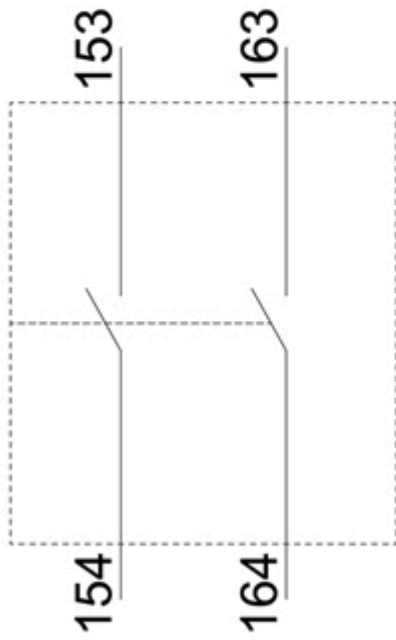
<https://support.industry.siemens.com/cs/ww/en/ps/3RH1921-2KA20>

Image database (product images, 2D dimension drawings, 3D models, device circuit diagrams, EPLAN macros, ...)

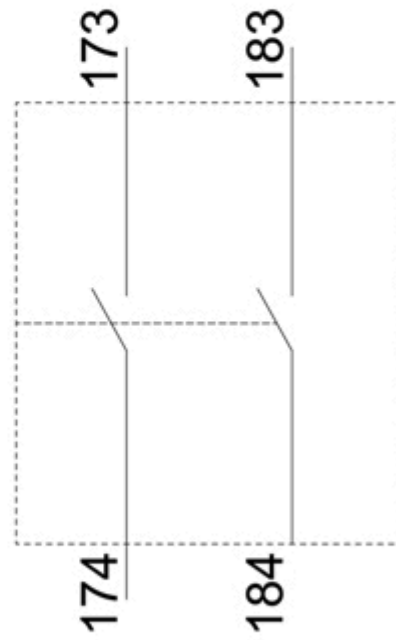
[http://www.automation.siemens.com/bilddb/cax\\_de.aspx?mlfb=3RH1921-2KA20&lang=en](http://www.automation.siemens.com/bilddb/cax_de.aspx?mlfb=3RH1921-2KA20&lang=en)



### Links / left



### Rechts / right



last modified:

1/18/2021 