



Auxiliary switch can be mounted on the side 2 NC, screw terminal for circuit breaker 3RV2

General technical data		
product brand name		SIRIUS
product designation		auxiliary switch, lateral
design of the product		lateral auxiliary switches
size of the circuit-breaker		S00, S0, S2, S3
protection class IP on the front acc. to IEC 60529		IP20
touch protection on the front acc. to IEC 60529		finger-safe, for vertical contact from the front
ambient temperature		
• during storage	°C	-50 ... +80
• during operation	°C	-20 ... +60
Auxiliary circuit		
number of NC contacts for auxiliary contacts instantaneous contact		2
number of NO contacts for auxiliary contacts instantaneous contact		0
number of CO contacts of auxiliary contacts instantaneous contact		0
operational current		
• of auxiliary contacts		
— at AC-12		
— at 24 V	A	10
— at 230 V	A	10
— at 400 V	A	10
— at 690 V	A	10
— maximum	A	10
— at AC-15		
— at 24 V	A	6
— at 230 V	A	4
— at 400 V	A	3
— at DC-13		
— at 24 V	A	2
— at 110 V	A	0.5
— at 220 V	A	0.25
— at 250 V	A	0.25
• at AC-15 at 690 V rated value	A	1
Installation/ mounting/ dimensions		
fastening method		plug-in fixing
width	mm	9.5
height	mm	90
depth	mm	70

## Connections/ Terminals

type of electrical connection for auxiliary and control circuit		screw-type terminals
<b>type of connectable conductor cross-sections</b> <ul style="list-style-type: none"> <li>• for auxiliary contacts           <ul style="list-style-type: none"> <li>— solid</li> <li>— finely stranded               <ul style="list-style-type: none"> <li>— with core end processing</li> </ul> </li> </ul> </li> <li>• at AWG cables for auxiliary contacts</li> </ul>		2x (0.5 ... 1.5 mm <sup>2</sup> ), 2x (0.75 ... 2.5 mm <sup>2</sup> )  2x (0.5 ... 1.5 mm <sup>2</sup> ), 2x (0.75 ... 2.5 mm <sup>2</sup> ) 2x (20 ... 14)

## Certificates/ approvals

certificate of suitability		CE / UL / CSA / CCC
General Product Approval		Declaration of Conformity



[KC](#)



[UK Declaration of Conformity](#)

## Test Certificates

<a href="#">Special Test Certificate</a>	<a href="#">Type Test Certificates/Test Report</a>				
--	--	---	---	---	---

## Marine / Shipping

			<a href="#">Confirmation</a>		<a href="#">Vibration and Shock</a>
---	---	---	------------------------------	---	-------------------------------------

## Railway

[Confirmation](#)

## Further information

Information- and Downloadcenter (Catalogs, Brochures,...)

<https://www.siemens.com/ic10>

Industry Mall (Online ordering system)

<https://mall.industry.siemens.com/mall/en/en/Catalog/product?mlfb=3RV2901-1C>

Cax online generator

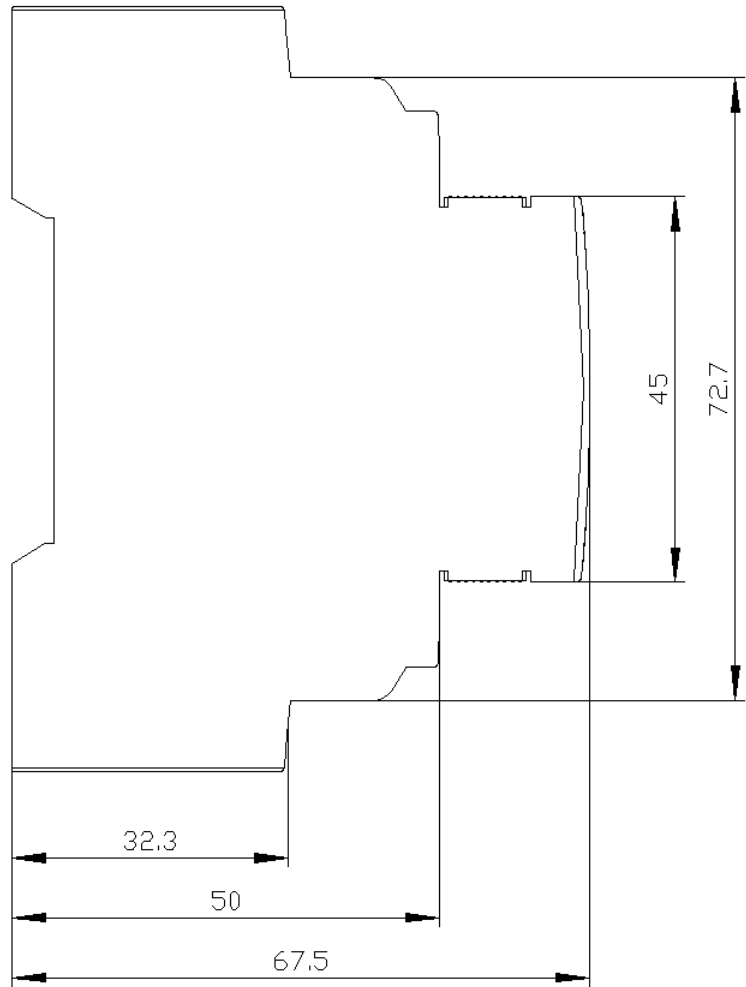
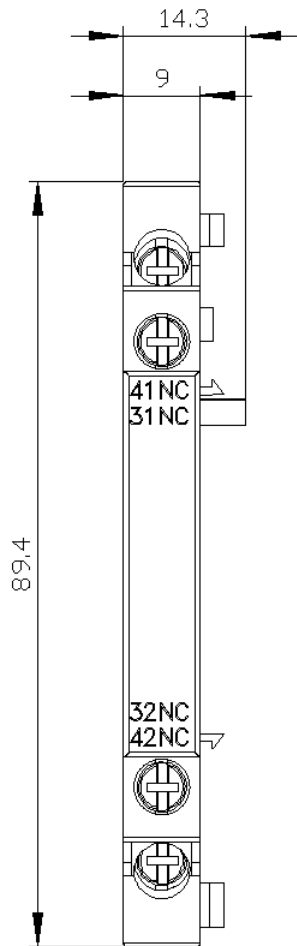
<http://support.automation.siemens.com/WW/CAXorder/default.aspx?lang=en&mlfb=3RV2901-1C>

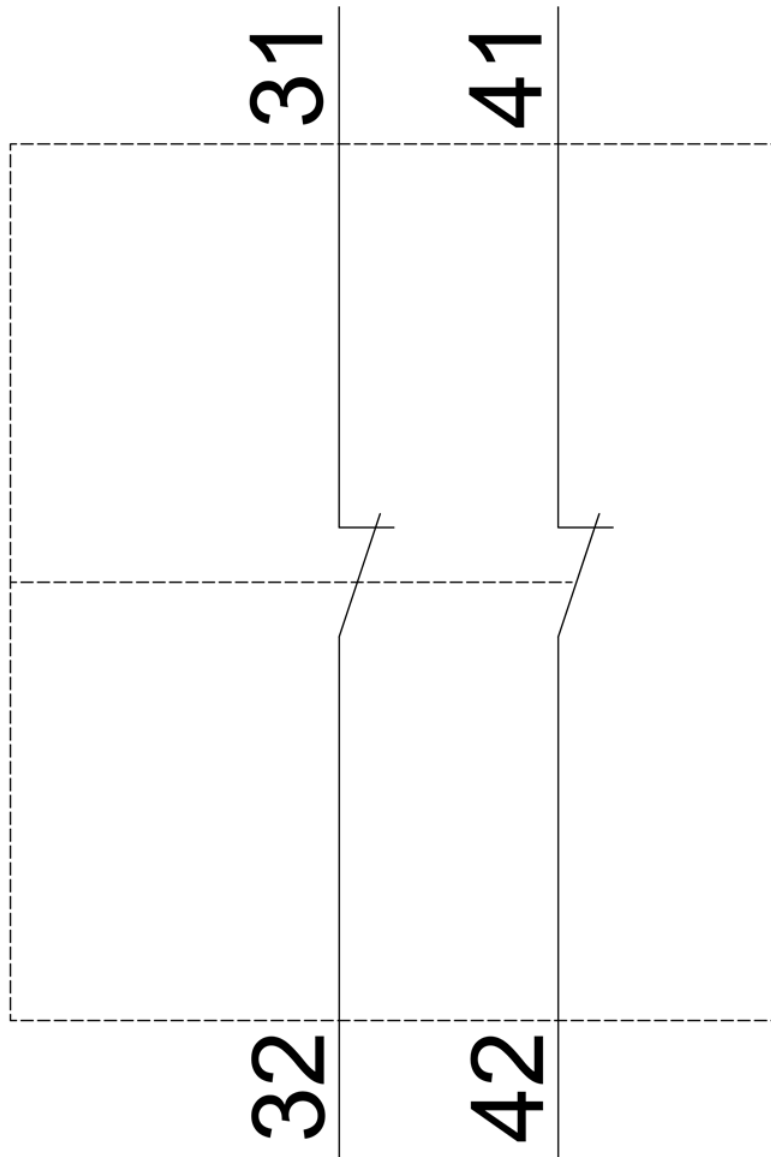
Service&Support (Manuals, Certificates, Characteristics, FAQs,...)

<https://support.industry.siemens.com/cs/ww/en/ps/3RV2901-1C>

Image database (product images, 2D dimension drawings, 3D models, device circuit diagrams, EPLAN macros, ...)

[http://www.automation.siemens.com/bilddb/cax\\_de.aspx?mlfb=3RV2901-1C&lang=en](http://www.automation.siemens.com/bilddb/cax_de.aspx?mlfb=3RV2901-1C&lang=en)





last modified:

6/26/2021 