



Auxiliary switch can be mounted on the side 2 NC spring-type terminal for circuit breaker 3RV2

General technical data		
product brand name		SIRIUS
product designation		auxiliary switch, lateral
design of the product		lateral auxiliary switches
size of the circuit-breaker		S00, S0, S2, S3
protection class IP on the front acc. to IEC 60529		IP20
touch protection on the front acc. to IEC 60529		finger-safe, for vertical contact from the front
ambient temperature		
• during storage	°C	-50 ... +80
• during operation	°C	-20 ... +60
Auxiliary circuit		
number of NC contacts for auxiliary contacts instantaneous contact		2
number of NO contacts for auxiliary contacts instantaneous contact		0
number of CO contacts of auxiliary contacts instantaneous contact		0
operational current		
• of auxiliary contacts		
— at AC-12		
— at 24 V	A	10
— at 230 V	A	10
— at 400 V	A	10
— at 690 V	A	10
— maximum	A	10
— at AC-15		
— at 24 V	A	6
— at 230 V	A	4
— at 400 V	A	3
— at DC-13		
— at 24 V	A	2
— at 110 V	A	0.5
— at 220 V	A	0.25
— at 250 V	A	0.25
• at AC-15 at 690 V rated value	A	1
Installation/ mounting/ dimensions		
fastening method		plug-in fixing
width	mm	9.5
height	mm	90
depth	mm	68

Connections/ Terminals

type of electrical connection for auxiliary and control circuit		spring-loaded terminals
type of connectable conductor cross-sections <ul style="list-style-type: none"> • for auxiliary contacts <ul style="list-style-type: none"> — solid — finely stranded <ul style="list-style-type: none"> — with core end processing — without core end processing • at AWG cables for auxiliary contacts 		2x (0.5 ... 2.5 mm ²) 2x (0.5 ... 1.5 mm ²) 2x (0.5 ... 1.5 mm ²) 2x (20 ... 14)

Certificates/ approvals

certificate of suitability		CE / UL / CSA / CCC
General Product Approval		Declaration of Conformity



[KC](#)



[UK Declaration of Conformity](#)

Test Certificates

Type Test Certificates/Test Report	Special Test Certificate				
--	--	---	---	---	---

Marine / Shipping

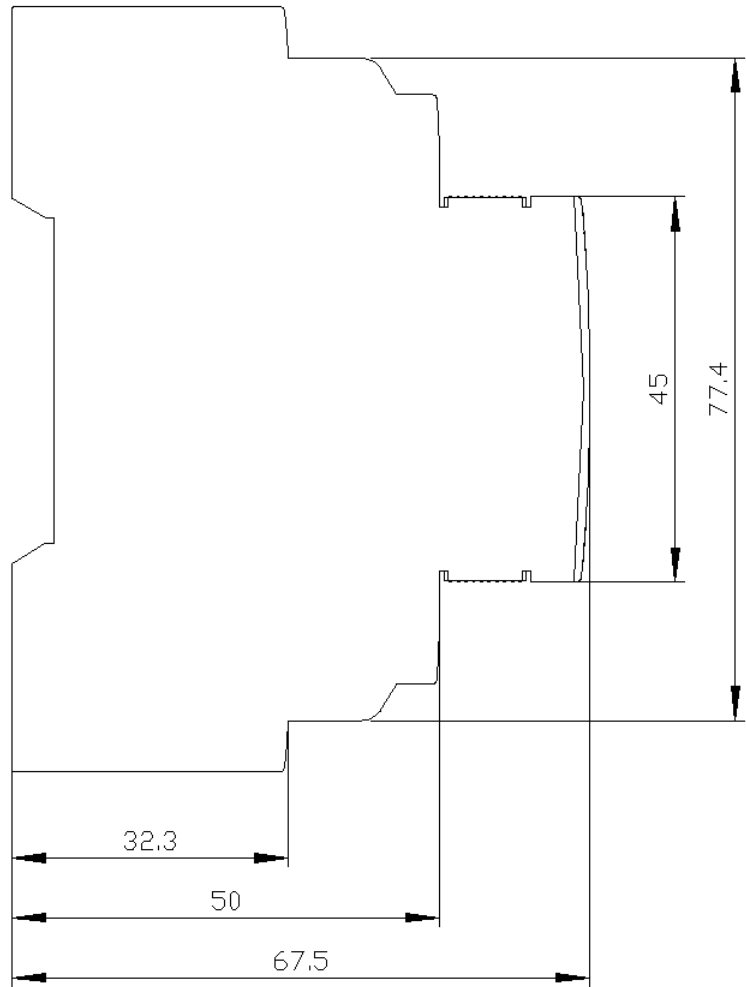
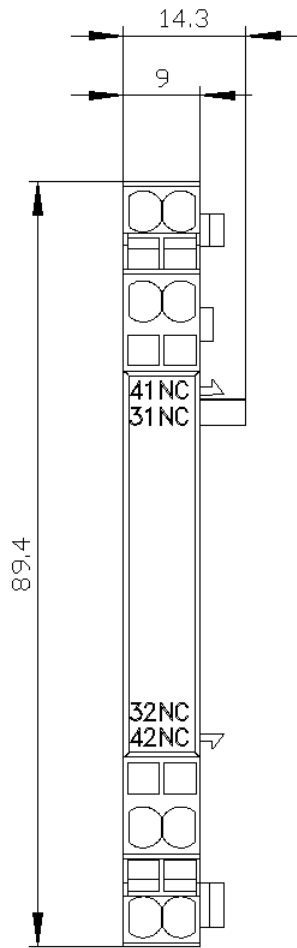
			Confirmation		Confirmation
---	---	---	------------------------------	---	------------------------------

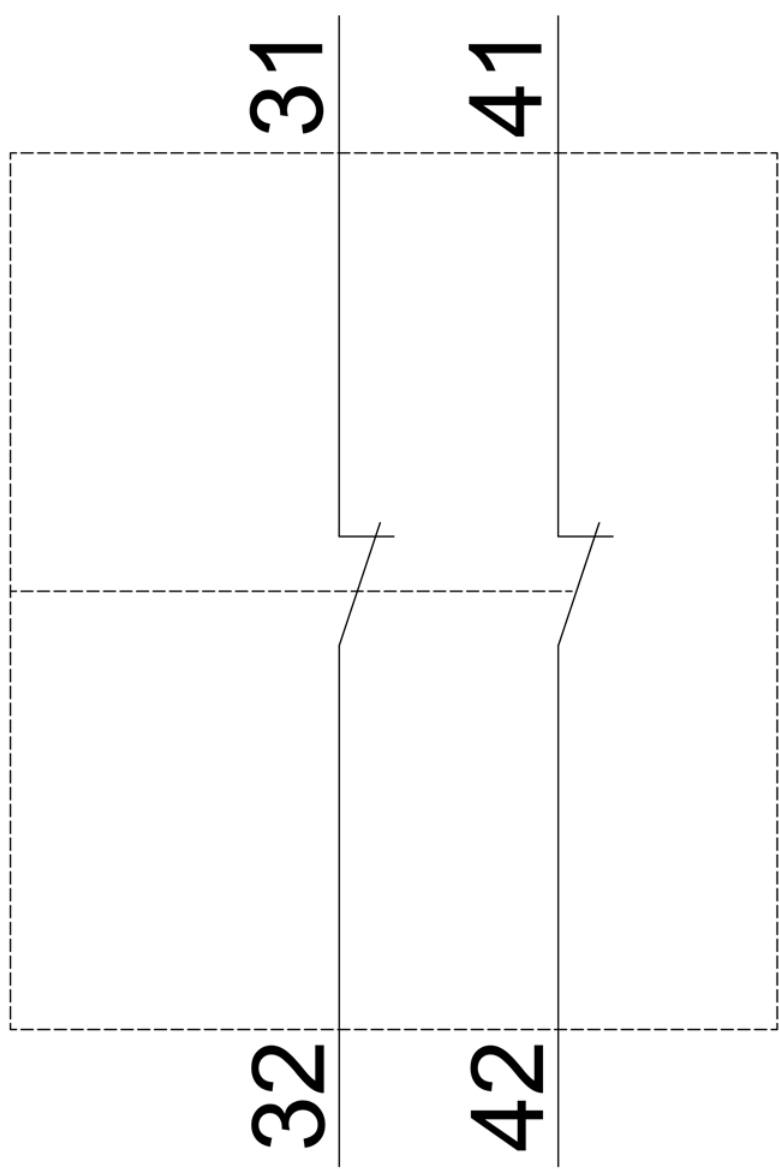
Railway

[Vibration and Shock](#)

Further information

Information- and Downloadcenter (Catalogs, Brochures,...)
<https://www.siemens.com/ic10>
 Industry Mall (Online ordering system)
<https://mall.industry.siemens.com/mall/en/en/Catalog/product?mlfb=3RV2901-2C>
 Cax online generator
<http://support.automation.siemens.com/WW/CAXorder/default.aspx?lang=en&mlfb=3RV2901-2C>
 Service&Support (Manuals, Certificates, Characteristics, FAQs,...)
<https://support.industry.siemens.com/cs/ww/en/ps/3RV2901-2C>
 Image database (product images, 2D dimension drawings, 3D models, device circuit diagrams, EPLAN macros, ...)
http://www.automation.siemens.com/bilddb/cax_de.aspx?mlfb=3RV2901-2C&lang=en





last modified:

6/26/2021 