



circuit breaker 3VA2 IEC frame 250 breaking capacity class M Icu=55kA @ 415V 4-pole, line protection ETU320, LI, In=250A overload protection Ir=100A...250A short-circuit protection Ii=1.5...10 x In N conductor protection adjustable (OFF, 50%, 100%) nut keeper kit

Model	
product brand name	SENTRON
product designation	Molded case circuit breaker
Product version	Line protection
design of the overcurrent release	ETU320
protection function of the overcurrent release	LI
number of poles	4
General technical data	
rated insulation voltage Ui	800 V
power loss [W] / maximum	48 W
Active power loss / for rated value of the current / at AC / in hot operating state / per pole	16 W
mechanical service life (switching cycles) / typical	25 000
Electrical endurance (switching cycles) / at AC-1 / at 380/415 V 50/60 Hz	12 000
Electrical endurance (switching cycles) / at AC-1 / at 690 V 50/60 Hz	8 400
Neutral conductors / upgradeable/retrofitable	No
ground-fault monitoring version	Without
product function	
• communication function	No
• other measurement function	No
net weight	2.892 kg
Current	
Max. rated operational current of the frame size	250 A
Courant permanent assigné Iu	250 A
operational current	
• at 40 °C	250 A
• at 45 °C	250 A
• at 50 °C	250 A
• at 55 °C	241 A
• at 60 °C	232 A
• at 65 °C	222 A
• at 70 °C	213 A
Switching capacity according to IEC 60947	
switching capacity class of the circuit breaker	M
breaking capacity maximum short-circuit current (Icu)	
• at 240 V	85 kA

<ul style="list-style-type: none"> <li>• at 415 V</li> <li>• at 440 V</li> <li>• at 500 V</li> <li>• at 690 V</li> </ul>	55 kA 55 kA 36 kA 3 kA
breaking capacity operating short-circuit current (Ics) <ul style="list-style-type: none"> <li>• at 240 V</li> <li>• at 415 V</li> <li>• at 440 V</li> <li>• at 500 V</li> <li>• at 690 V</li> </ul>	85 kA 55 kA 55 kA 36 kA 3 kA
short-circuit current making capacity (Icm) <ul style="list-style-type: none"> <li>• at 240 V</li> <li>• at 415 V</li> <li>• at 440 V</li> <li>• at 500 V</li> <li>• at 690 V</li> </ul>	187 kA 121 kA 121 kA 75.6 kA 4.5 kA

#### Adjustable parameters

Adjustable response value current / li min.	375 A
Adjustable response value current / li max.	2 500 A
design of the N-conductor protection	adjustable OFF; 50%; 100%
Ground fault protection / tripping switchable / I2t=ON/OFF	No

#### Mechanical Design

height [in]	7.13 in
Height	181 mm
width [in]	5.51 in
Width	140 mm
depth [in]	3.39 in
depth	86 mm

#### Connections

arrangement of electrical connectors / for main current circuit	Front terminal
type of electrical connection / for main current circuit	on both sides nut keeper kit
Type of connectable conductor cross-section, connection screw, width x thickness , min.	13 x 1 mm

#### Auxiliary circuit

product component	
<ul style="list-style-type: none"> <li>• undervoltage release</li> <li>• voltage trigger</li> <li>• trip indicator</li> </ul>	No No No
number of CO contacts / for auxiliary contacts	0

#### Accessories

product extension / optional / motor drive	Yes
--	-----

#### Environmental conditions

protection class IP / on the front	IP40
ambient temperature	
<ul style="list-style-type: none"> <li>• during operation / minimum</li> <li>• during operation / maximum</li> <li>• during storage / minimum</li> <li>• during storage / maximum</li> </ul>	-25 °C 70 °C -40 °C 80 °C

#### Certificates

reference code / acc. to IEC 81346-2	Q
--------------------------------------	---

General Product Approval	EMC	Declaration of Conformity
--------------------------	-----	---------------------------



Miscellaneous



[UK Declaration of Conformity](#)

Declaration of Conformity	Test Certificates	Marine / Shipping			
---------------------------	-------------------	-------------------	--	--	--



EG-Konf.

[Miscellaneous](#)

[Special Test Certificate](#)

[Type Test Certificates/Test Report](#)



ABS



BUREAU VERITAS

Marine / Shipping	other				
-------------------	-------	--	--	--	--



LRS



RMRS

[CCS / China Classification Society](#)



DNV-GL

[Miscellaneous](#)

[Miscellaneous](#)

### Further information

Information- and Downloadcenter (Catalogs, Brochures,...)

<http://www.siemens.com/lowvoltage/catalogs>

Industry Mall (Online ordering system)

<https://mall.industry.siemens.com/mall/en/en/Catalog/product?mlfb=3VA2225-5HL42-0AA0>

Service&Support (Manuals, Certificates, Characteristics, FAQs,...)

<https://support.industry.siemens.com/cs/ww/en/ps/3VA2225-5HL42-0AA0>

Image database (product images, 2D dimension drawings, 3D models, device circuit diagrams, ...)

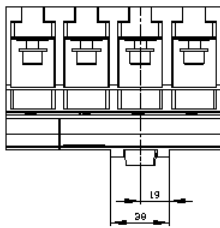
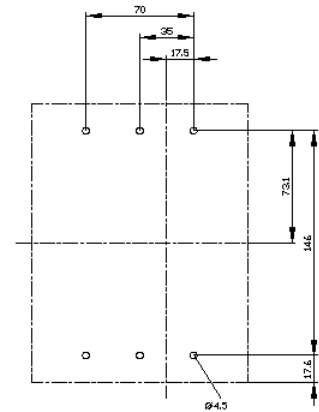
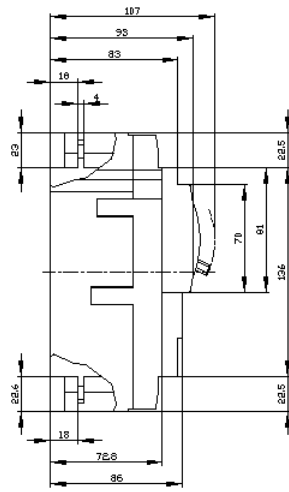
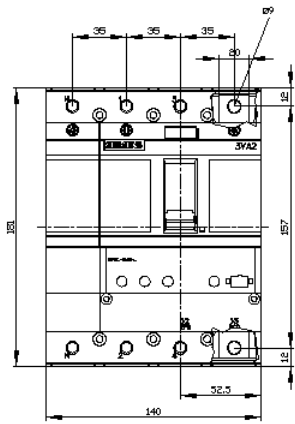
[http://www.automation.siemens.com/bilddb/cax\\_en.aspx?mlfb=3VA2225-5HL42-0AA0](http://www.automation.siemens.com/bilddb/cax_en.aspx?mlfb=3VA2225-5HL42-0AA0)

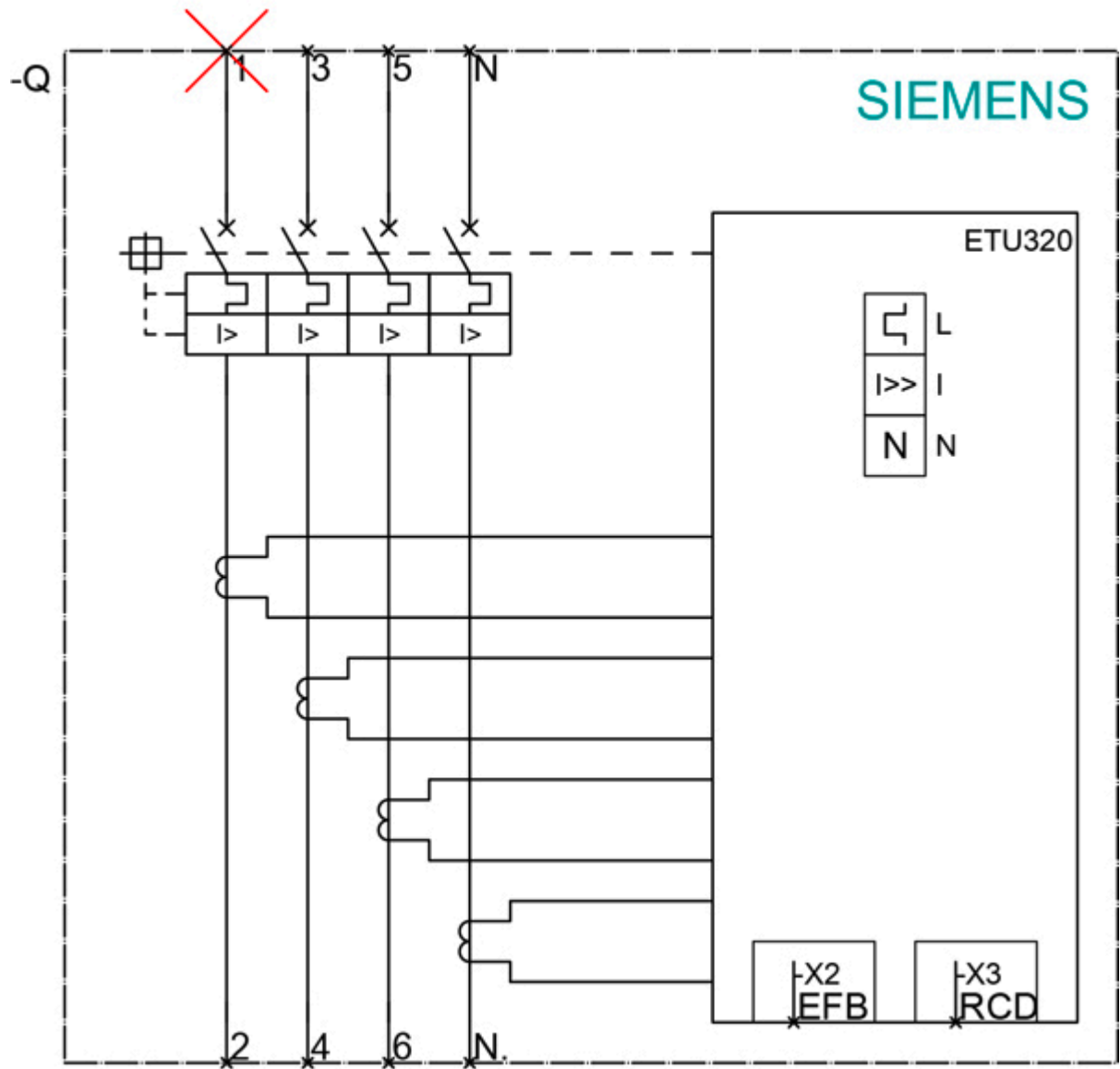
CAX-Online-Generator

<http://www.siemens.com/cax>

Tender specifications

<http://www.siemens.com/specifications>





last modified:

6/11/2021 