



circuit breaker 3VA2 IEC frame 1000 breaking capacity class M Icu=55kA @ 415V 4-pole, line protection ETU320, LI, In=800A overload protection Ir=320A...800A short-circuit protection Ii=1.5...12 x In N conductor protection adjustable (OFF, 50%, 100%) nut keeper kit

Model	
product brand name	SENTRON
product designation	Molded case circuit breaker
Product version	Line protection
design of the overcurrent release	ETU320
protection function of the overcurrent release	LI
number of poles	4
General technical data	
rated insulation voltage Ui	800 V
power loss [W] / maximum	231 W
Active power loss / for rated value of the current / at AC / in hot operating state / per pole	77 W
mechanical service life (switching cycles) / typical	10 000
Electrical endurance (switching cycles) / at AC-1 / at 380/415 V 50/60 Hz	4 600
Electrical endurance (switching cycles) / at AC-1 / at 690 V 50/60 Hz	3 200
Neutral conductors / upgradeable/retrofitable	No
ground-fault monitoring version	Without
product function	
• communication function	No
• other measurement function	No
Current	
Max. rated operational current of the frame size	1 000 A
Courant permanent assigné Iu	800 A
operational current	
• at 40 °C	800 A
• at 45 °C	800 A
• at 50 °C	800 A
• at 55 °C	800 A
• at 60 °C	800 A
• at 65 °C	767 A
• at 70 °C	703 A
Switching capacity according to IEC 60947	
switching capacity class of the circuit breaker	M
breaking capacity maximum short-circuit current (Icu)	
• at 240 V	85 kA
• at 415 V	55 kA

<ul style="list-style-type: none"> • at 440 V • at 500 V • at 690 V 	55 kA 36 kA 25 kA
breaking capacity operating short-circuit current (Ics) <ul style="list-style-type: none"> • at 240 V • at 415 V • at 440 V • at 500 V • at 690 V 	85 kA 55 kA 55 kA 36 kA 19 kA
short-circuit current making capacity (Icm) <ul style="list-style-type: none"> • at 240 V • at 415 V • at 440 V • at 500 V • at 690 V 	187 kA 121 kA 121 kA 75.6 kA 52.5 kA

Adjustable parameters	
Adjustable response value current / li min.	1 200 A
Adjustable response value current / li max.	8 000 A
design of the N-conductor protection	adjustable OFF; 50%; 100%
Ground fault protection / tripping switchable / I2t=ON/OFF	No

Mechanical Design	
height [in]	12.6 in
Height	320 mm
width [in]	11.02 in
Width	280 mm
depth [in]	4.72 in
depth	120 mm

Connections	
arrangement of electrical connectors / for main current circuit	Front terminal
type of electrical connection / for main current circuit	on both sides nut keeper kit
Type of connectable conductor cross-section, connection screw, width x thickness , min.	20 x 4 mm

Auxiliary circuit	
product component	
<ul style="list-style-type: none"> • undervoltage release • voltage trigger • trip indicator 	No No No
number of CO contacts / for auxiliary contacts	0

Accessories	
product extension / optional / motor drive	No

Environmental conditions	
protection class IP / on the front	IP40
ambient temperature	
<ul style="list-style-type: none"> • during operation / minimum • during operation / maximum • during storage / minimum • during storage / maximum 	-25 °C 70 °C -40 °C 80 °C

Certificates	
reference code / acc. to IEC 81346-2	Q


General Product Approval	EMC	Declaration of Conformity
---------------------------------	------------	----------------------------------



Miscellaneous



Declaration of Conformity	Test Certificates			Marine / Shipping	
UK Declaration of Conformity	Miscellaneous	Type Test Certificates/Test Report	Special Test Certificate		CCS / China Classification Society

Marine / Shipping	other	
	Miscellaneous	Miscellaneous

Further information

Information- and Downloadcenter (Catalogs, Brochures,...)

<http://www.siemens.com/lowvoltage/catalogs>

Industry Mall (Online ordering system)

<https://mall.industry.siemens.com/mall/en/en/Catalog/product?mlfb=3VA2580-5HL42-0AA0>

Service&Support (Manuals, Certificates, Characteristics, FAQs,...)

<https://support.industry.siemens.com/cs/ww/en/ps/3VA2580-5HL42-0AA0>

Image database (product images, 2D dimension drawings, 3D models, device circuit diagrams, ...)

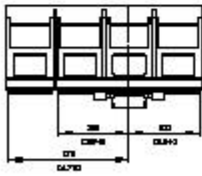
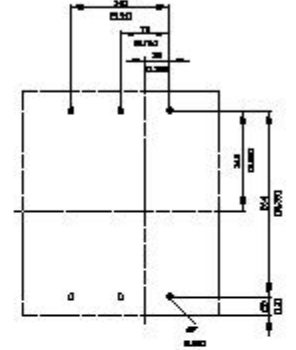
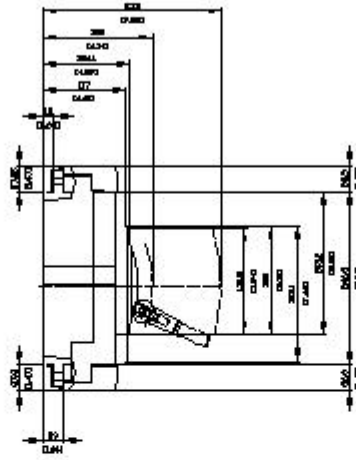
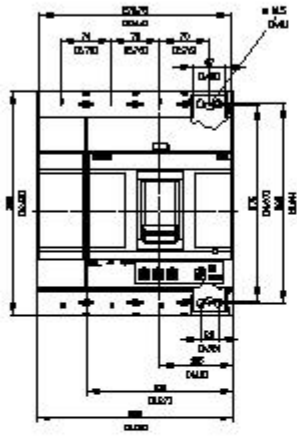
http://www.automation.siemens.com/bilddb/cax_en.aspx?mlfb=3VA2580-5HL42-0AA0

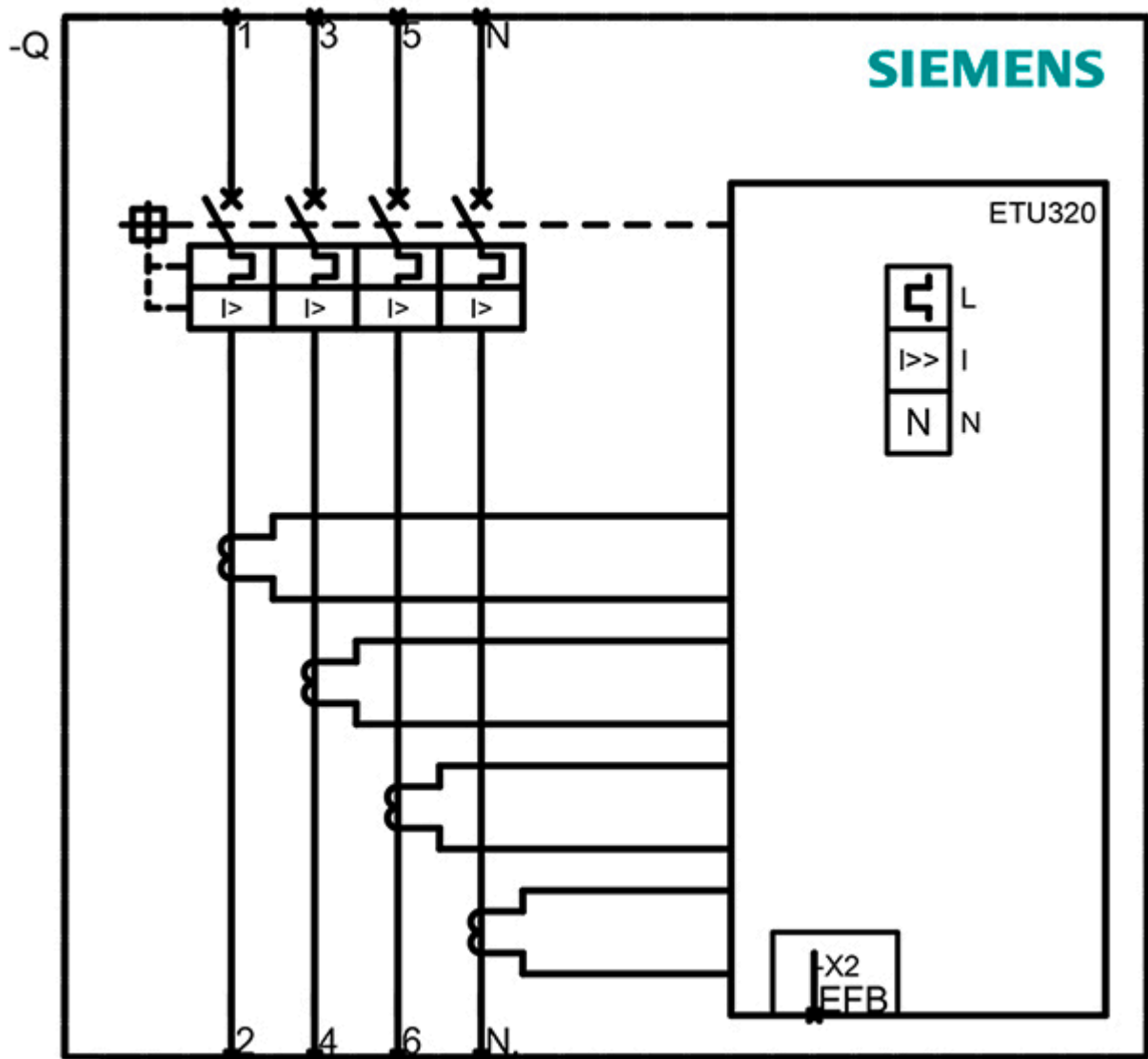
CAX-Online-Generator

<http://www.siemens.com/cax>

Tender specifications

<http://www.siemens.com/specifications>





last modified:

6/11/2021 [↗](#)