



circuit breaker 3VA2 IEC frame 160 breaking capacity class M Icu=55kA @ 415V 4-pole, line protection ETU850, LSI, In=100A overload protection Ir=40A...100A short-circuit protection Isd=0.6..10x In, li=1.5..12x In N conductor protection adjustable (OFF, up to 160%) clamp connection

Model	
product brand name	SENTRON
product designation	Molded case circuit breaker
Product version	Line protection
design of the overcurrent release	ETU850
protection function of the overcurrent release	LSI
number of poles	4
General technical data	
rated insulation voltage Ui	800 V
power loss [W] / maximum	10 W
Active power loss / for rated value of the current / at AC / in hot operating state / per pole	3.33 W
mechanical service life (switching cycles) / typical	25 000
Electrical endurance (switching cycles) / at AC-1 / at 380/415 V 50/60 Hz	14 000
Electrical endurance (switching cycles) / at AC-1 / at 690 V 50/60 Hz	9 800
Neutral conductors / upgradeable/retrofitable	No
ground-fault monitoring version	Without
product function	
• communication function	Yes
• other measurement function	Yes
net weight	3.15 kg
Current	
Max. rated operational current of the frame size	160 A
Courant permanent assigné Iu	100 A
operational current	
• at 40 °C	100 A
• at 45 °C	100 A
• at 50 °C	100 A
• at 55 °C	100 A
• at 60 °C	100 A
• at 65 °C	100 A
• at 70 °C	100 A
Switching capacity according to IEC 60947	
switching capacity class of the circuit breaker	M
breaking capacity maximum short-circuit current (Icu)	
• at 240 V	85 kA

<ul style="list-style-type: none"> <li>• at 415 V</li> <li>• at 440 V</li> <li>• at 500 V</li> <li>• at 690 V</li> </ul>	55 kA 55 kA 36 kA 2.5 kA
breaking capacity operating short-circuit current (Ics) <ul style="list-style-type: none"> <li>• at 240 V</li> <li>• at 415 V</li> <li>• at 440 V</li> <li>• at 500 V</li> <li>• at 690 V</li> </ul>	85 kA 55 kA 55 kA 36 kA 2.5 kA
short-circuit current making capacity (Icm) <ul style="list-style-type: none"> <li>• at 240 V</li> <li>• at 415 V</li> <li>• at 440 V</li> <li>• at 500 V</li> <li>• at 690 V</li> </ul>	187 kA 121 kA 121 kA 75.6 kA 3.7 kA

#### Adjustable parameters

Adjustable response value current / li min.	150 A
Adjustable response value current / li max.	1 200 A
Ground fault protection / tripping switchable / I2t=ON/OFF	No

#### Mechanical Design

height [in]	7.13 in
Height	181 mm
width [in]	5.51 in
Width	140 mm
depth [in]	3.39 in
depth	86 mm

#### Connections

arrangement of electrical connectors / for main current circuit	Front terminal
type of electrical connection / for main current circuit	double-sided box terminal
Type of connectable conductor cross-section, round conductor terminal, stranded	1 x (6-120 mm <sup>2</sup> )

#### Auxiliary circuit

product component	
<ul style="list-style-type: none"> <li>• undervoltage release</li> <li>• voltage trigger</li> <li>• trip indicator</li> </ul>	No No No
number of CO contacts / for auxiliary contacts	0

#### Accessories

product extension / optional / motor drive	Yes
--	-----

#### Environmental conditions

protection class IP / on the front	IP40
ambient temperature	
<ul style="list-style-type: none"> <li>• during operation / minimum</li> <li>• during operation / maximum</li> <li>• during storage / minimum</li> <li>• during storage / maximum</li> </ul>	-25 °C 70 °C -40 °C 80 °C

#### Certificates

reference code / acc. to IEC 81346-2	Q
--------------------------------------	---







General Product Approval	EMC	Declaration of Conformity
--------------------------	-----	---------------------------



Miscellaneous



[UK Declaration of Conformity](#)

Declaration of Conformity	Test Certificates			Marine / Shipping	
 EG-Konf.	<a href="#">Type Test Certificates/Test Report</a>	<a href="#">Special Test Certificate</a>	<a href="#">Miscellaneous</a>	 ABS	 BUREAU VERITAS
Marine / Shipping				other	
 LRS	 RMRS	<a href="#">CCS / China Classification Society</a>	 DNV-GL	<a href="#">Miscellaneous</a>	<a href="#">Miscellaneous</a>

#### Further information

Information- and Downloadcenter (Catalogs, Brochures,...)

<http://www.siemens.com/lowvoltage/catalogs>

Industry Mall (Online ordering system)

<https://mall.industry.siemens.com/mall/en/en/Catalog/product?mfb=3VA2110-5KP46-0AA0>

Service&Support (Manuals, Certificates, Characteristics, FAQs,...)

<https://support.industry.siemens.com/cs/ww/en/ps/3VA2110-5KP46-0AA0>

Image database (product images, 2D dimension drawings, 3D models, device circuit diagrams, ...)

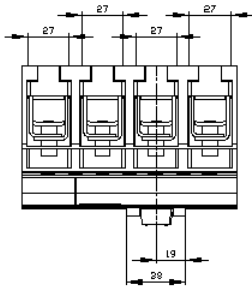
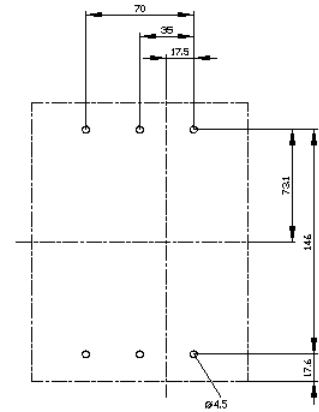
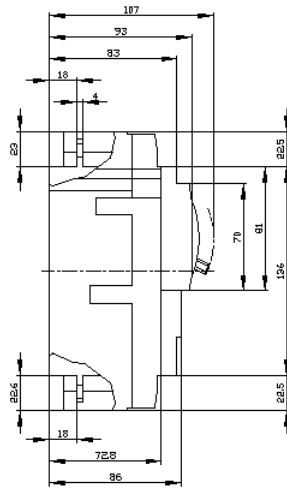
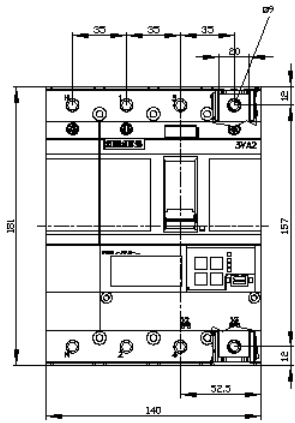
[http://www.automation.siemens.com/bilddb/cax\\_en.aspx?mfb=3VA2110-5KP46-0AA0](http://www.automation.siemens.com/bilddb/cax_en.aspx?mfb=3VA2110-5KP46-0AA0)

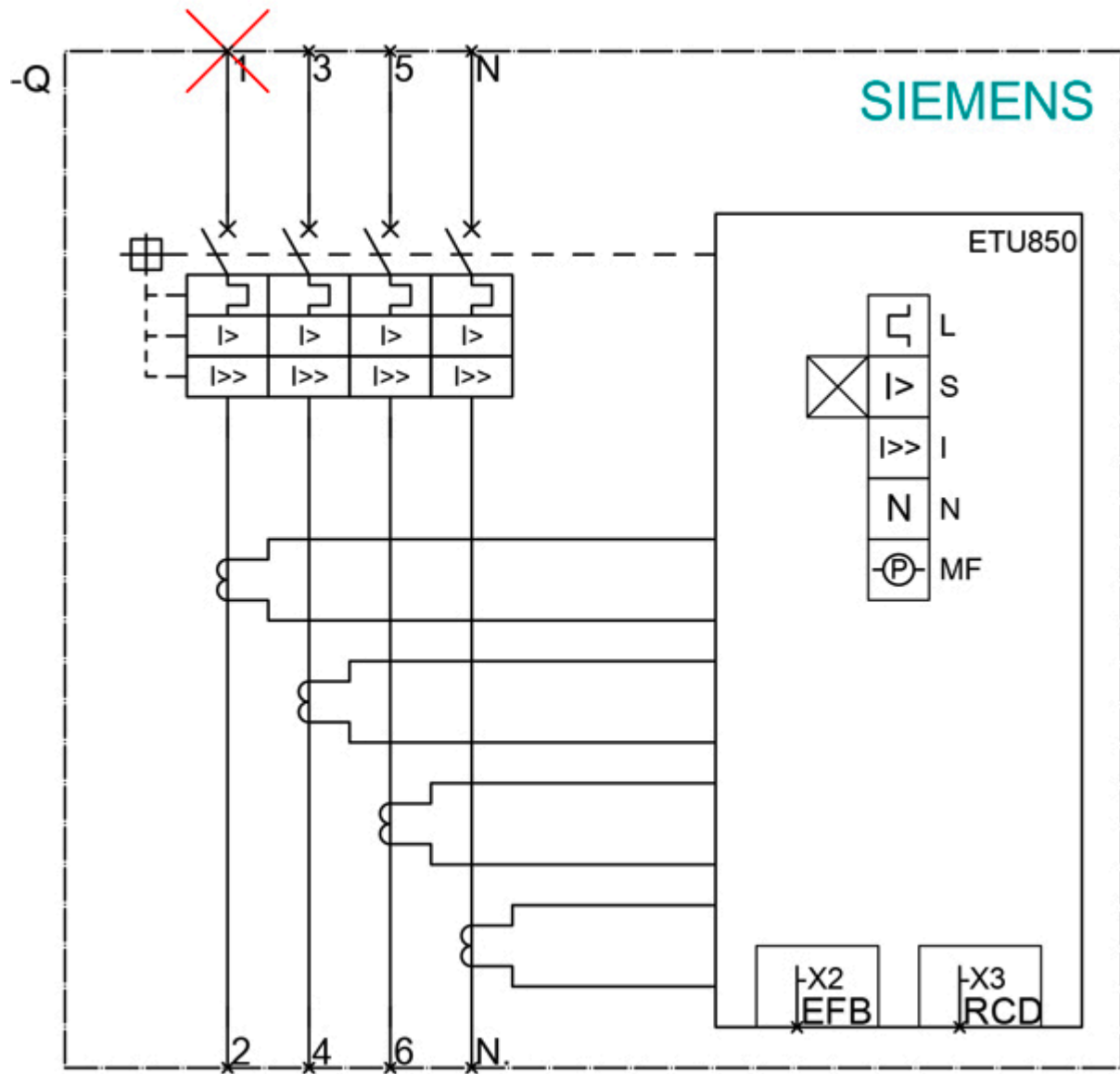
CAX-Online-Generator

<http://www.siemens.com/cax>

Tender specifications

<http://www.siemens.com/specifications>





last modified:

6/11/2021 