

fixed-mounted circuit breaker 3-pole, size II, IEC In=1600A to 690V, AC50/60Hz Icu=100kA at 500V frnt.conn. top/bot. dual-hole  
Overcurrent release ETU 25 LSI protection adjustable 0.4-1 in  
Motorized/manual operating mechanism with spring charging motor  
AC 50/60 Hz 208-240 V or 220-250 V DC Activation AC 50/60 Hz  
230 V, 220 V DC without 1st auxiliary release With 2nd auxiliary  
release "R", F3 Undervoltage, instant. 208-240 V AC, 220-250 V DC  
2NO+2NC A05= Version for 1000 V C11= electrical On with sealing  
cap not possible with option F02 C22= Ready indicator F31= EMC  
filter K07= Tripped signaling contact, 1 CO not possible with option  
F02 S07= Castell/Fortress in Off position with 4 padlocks (Safe  
Off/disconnector function) Disconnector condition in compliance with  
IEC 60947-2 T40= Door sealing frame U01= with label for export to  
USA

Model	
Product brand name	SENTRON
Product designation	ACB
Design of the auxiliary switch	2 NO + 2 NC
Design of the product	IEC 60947-2
Design of the operating mechanism	Pushbutton

Type of the driving mechanism	Manual/motorized operating mechanism with mechanical and electrical closing
Type of the driving mechanism / motor drive	Yes
Design of the overcurrent release	ETU25B

#### General technical data

Number of poles	3
Size of the circuit-breaker	2
Usage category	B
circuit-breaker / Design	3WL1

#### Voltage

Rated insulation voltage $U_i$	1 000 V
--------------------------------	---------

#### Protection class

Protection class IP	IP20
Protective function of the overcurrent release	LSI

#### Dissipation

Power loss [W] / for rated value of the current / at AC / in hot operating state / per pole	28.3 W
---	--------

#### Electricity

Operating current / at 45 °C / rated value	1 600 A
Continuous current / rated value	1 600 A
Adjustable pick-up value current	
• of the current-dependent overload release / Full-scale value	1 600 A
• of instantaneous short-circuit trip unit / initial value	32 000 A
• of instantaneous short-circuit trip unit / Full-scale value	32 000 A

#### Main circuit

Operating frequency	
• 1 / rated value	50 Hz
• 2 / rated value	60 Hz
Operating voltage	
• at AC / at 50/60 Hz / rated value	1 000 V
Operating current	
• at 40 °C / rated value	1 600 A
• at 50 °C / rated value	1 600 A
• at 55 °C / rated value	1 600 A
• at 60 °C / rated value	1 600 A
• at 65 °C / rated value	1 600 A
• at 70 °C / rated value	1 600 A

Auxiliary circuit	
Number of NC contacts / for auxiliary contacts	2
Number of NO contacts / for auxiliary contacts	2
Suitability	
Suitability for use	Plant / motor protection
Adjustable parameters	
Adjustable pick-up value current / of the current-dependent overload release / initial value	640 A
Product details	
Product component	
<ul style="list-style-type: none"> <li>• Trip indicator</li> </ul>	Yes
<ul style="list-style-type: none"> <li>• Voltage trigger</li> </ul>	No
<ul style="list-style-type: none"> <li>• undervoltage release</li> </ul>	Yes
Product extension / optional / motor drive	No
Product function	
Product function	
<ul style="list-style-type: none"> <li>• Ground fault protection</li> </ul>	No
<ul style="list-style-type: none"> <li>• Phase failure detection</li> </ul>	Yes
Display and operation	
Display version	without display
Short circuit	
Operational short-circuit current breaking capacity (Ics)	
<ul style="list-style-type: none"> <li>• at 415 V / rated value</li> </ul>	100 kA
<ul style="list-style-type: none"> <li>• at 500 V / rated value</li> </ul>	100 kA
<ul style="list-style-type: none"> <li>• at 690 V / rated value</li> </ul>	85 kA
Maximum short-circuit current breaking capacity (Icu)	
<ul style="list-style-type: none"> <li>• at 415 V / rated value</li> </ul>	100 kA
<ul style="list-style-type: none"> <li>• at 500 V / rated value</li> </ul>	100 kA
<ul style="list-style-type: none"> <li>• at 690 V / rated value</li> </ul>	85 kA
Connections	
Arrangement of electrical connectors / for main current circuit	Main connection top front/bottom double hole
Type of electrical connection / for main current circuit	busbar connection
Mechanical Design	
Height	507 mm
Width	460 mm
Depth	369 mm
Mounting type	fixed mounting

## Environmental conditions

Ambient temperature

-20 ... +70 °C

-40 ... +70 °C





## Certificates

Reference code

- acc. to DIN EN 61346-2
- acc. to DIN EN 81346-2

Q

Q

General Product Approval	Declaration of Conformity	Test Certificates	Shipping Approval
 CCC	 VDE	 EG-Konf.	 ABS

[Miscellaneous](#)

[Special Test Certificate](#)

## Shipping Approval

other



[Environmental Confirmations](#)

[Manufacturer Declaration](#)

other

[Miscellaneous](#)

## Further information

**Industry Mall (Online ordering system)**

<https://mall.industry.siemens.com/mall/en/en/Catalog/product?mlfb=3WL1216-4CB34-4AN2-Z A05+C11+C22+F31+K07+S07+T40+U01>

**Service&Support (Manuals, Certificates, Characteristics, FAQs,...)**

<https://support.industry.siemens.com/cs/ww/en/ps/3WL1216-4CB34-4AN2-Z A05+C11+C22+F31+K07+S07+T40+U01>

**Image database (product images, 2D dimension drawings, 3D models, device circuit diagrams, ...)**

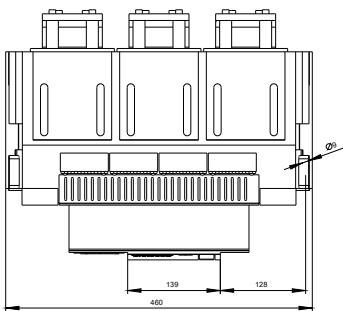
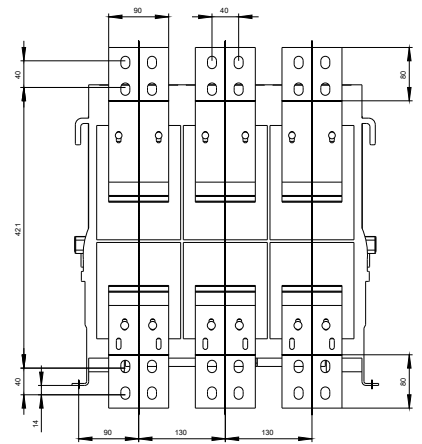
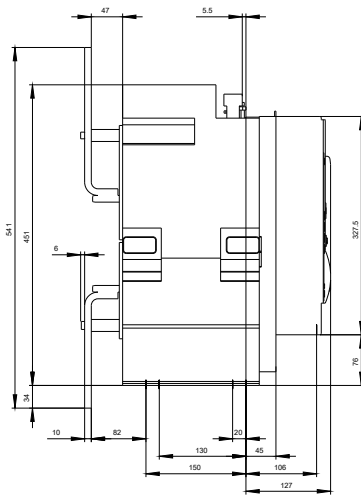
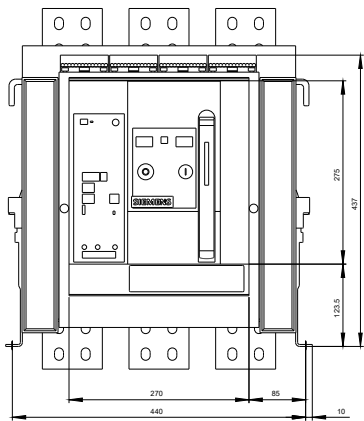
[http://www.automation.siemens.com/bilddb/cax\\_en.aspx?mlfb=3WL1216-4CB34-4AN2-Z A05+C11+C22+F31+K07+S07+T40+U01](http://www.automation.siemens.com/bilddb/cax_en.aspx?mlfb=3WL1216-4CB34-4AN2-Z A05+C11+C22+F31+K07+S07+T40+U01)

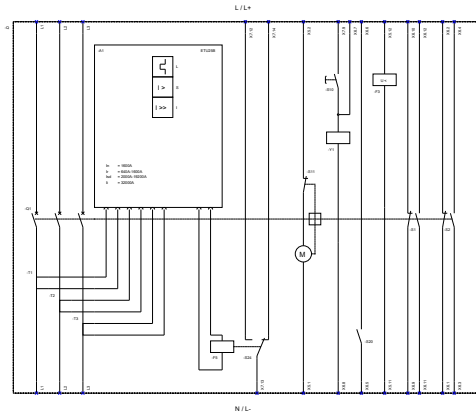
**CAX-Online-Generator**

<http://www.siemens.com/cax>

**Tender specifications**

<http://www.siemens.com/specifications>





1. Leistungstrenneinrichtung (Überspannungsschutz, 0 (Schalt) Trenneinrichtung (Kurzschlussstrombegrenzung), 1 (Einspeisung) Kurzschlussstrom, Überspannung)  
 2. 0 (Schalt) Trenneinrichtung (Überspannungsschutz, 0 (Schalt) Trenneinrichtung (Kurzschlussstrombegrenzung), 1 (Einspeisung) Kurzschlussstrom, Überspannung)  
 3. 0 (Schalt) Trenneinrichtung (Überspannungsschutz, 0 (Schalt) Trenneinrichtung (Kurzschlussstrombegrenzung), 1 (Einspeisung) Kurzschlussstrom, Überspannung)  
 4. 0 (Schalt) Trenneinrichtung (Überspannungsschutz, 0 (Schalt) Trenneinrichtung (Kurzschlussstrombegrenzung), 1 (Einspeisung) Kurzschlussstrom, Überspannung)  
 5. 0 (Schalt) Trenneinrichtung (Überspannungsschutz, 0 (Schalt) Trenneinrichtung (Kurzschlussstrombegrenzung), 1 (Einspeisung) Kurzschlussstrom, Überspannung)  
 6. 0 (Schalt) Trenneinrichtung (Überspannungsschutz, 0 (Schalt) Trenneinrichtung (Kurzschlussstrombegrenzung), 1 (Einspeisung) Kurzschlussstrom, Überspannung)  
 7. 0 (Schalt) Trenneinrichtung (Überspannungsschutz, 0 (Schalt) Trenneinrichtung (Kurzschlussstrombegrenzung), 1 (Einspeisung) Kurzschlussstrom, Überspannung)  
 8. 0 (Schalt) Trenneinrichtung (Überspannungsschutz, 0 (Schalt) Trenneinrichtung (Kurzschlussstrombegrenzung), 1 (Einspeisung) Kurzschlussstrom, Überspannung)  
 9. 0 (Schalt) Trenneinrichtung (Überspannungsschutz, 0 (Schalt) Trenneinrichtung (Kurzschlussstrombegrenzung), 1 (Einspeisung) Kurzschlussstrom, Überspannung)  
 10. 0 (Schalt) Trenneinrichtung (Überspannungsschutz, 0 (Schalt) Trenneinrichtung (Kurzschlussstrombegrenzung), 1 (Einspeisung) Kurzschlussstrom, Überspannung)  
 11. 0 (Schalt) Trenneinrichtung (Überspannungsschutz, 0 (Schalt) Trenneinrichtung (Kurzschlussstrombegrenzung), 1 (Einspeisung) Kurzschlussstrom, Überspannung)  
 12. 0 (Schalt) Trenneinrichtung (Überspannungsschutz, 0 (Schalt) Trenneinrichtung (Kurzschlussstrombegrenzung), 1 (Einspeisung) Kurzschlussstrom, Überspannung)

last modified:

06/29/2019