



circuit breaker 3VA2 IEC frame 160 breaking capacity class H Icu=85kA @ 415V 3-pole, line protection ETU320, LI, In=160A overload protection Ir=63A...160A short-circuit protection Ii=1.5...10 x In nut keeper kit

Model	
product brand name	SENTRON
product designation	Molded case circuit breaker
Product version	Line protection
design of the overcurrent release	ETU320
protection function of the overcurrent release	LI
number of poles	3
General technical data	
rated insulation voltage Ui	800 V
power loss [W] / maximum	25.5 W
Active power loss / for rated value of the current / at AC / in hot operating state / per pole	8.5 W
mechanical service life (switching cycles) / typical	25 000
Electrical endurance (switching cycles) / at AC-1 / at 380/415 V 50/60 Hz	14 000
Electrical endurance (switching cycles) / at AC-1 / at 690 V 50/60 Hz	9 800
Neutral conductors / upgradeable/retrofitable	No
ground-fault monitoring version	Without
product function	
• communication function	No
• other measurement function	No
net weight	2.28 kg
Current	
Max. rated operational current of the frame size	160 A
Courant permanent assigné Iu	160 A
operational current	
• at 40 °C	160 A
• at 45 °C	160 A
• at 50 °C	160 A
• at 55 °C	160 A
• at 60 °C	160 A
• at 65 °C	160 A
• at 70 °C	160 A
Switching capacity according to IEC 60947	
switching capacity class of the circuit breaker	H
breaking capacity maximum short-circuit current (Icu)	
• at 240 V	110 kA

<ul style="list-style-type: none"> • at 415 V • at 440 V • at 500 V • at 690 V 	85 kA 85 kA 55 kA 2.5 kA
breaking capacity operating short-circuit current (Ics) <ul style="list-style-type: none"> • at 240 V • at 415 V • at 440 V • at 500 V • at 690 V 	110 kA 85 kA 85 kA 55 kA 2.5 kA
short-circuit current making capacity (Icm) <ul style="list-style-type: none"> • at 240 V • at 415 V • at 440 V • at 500 V • at 690 V 	242 kA 187 kA 187 kA 121 kA 3.7 kA

Adjustable parameters

Adjustable response value current / li min.	240 A
Adjustable response value current / li max.	1 600 A
Ground fault protection / tripping switchable / I2t=ON/OFF	No

Mechanical Design

height [in]	7.13 in
Height	181 mm
width [in]	4.13 in
Width	105 mm
depth [in]	3.39 in
depth	86 mm

Connections

arrangement of electrical connectors / for main current circuit	Front terminal
type of electrical connection / for main current circuit	on both sides nut keeper kit
Type of connectable conductor cross-section, connection screw, width x thickness , min.	13 x 1 mm

Auxiliary circuit

product component	
<ul style="list-style-type: none"> • undervoltage release • voltage trigger • trip indicator 	No No No
number of CO contacts / for auxiliary contacts	0

Accessories

product extension / optional / motor drive	Yes
--	-----

Environmental conditions

protection class IP / on the front	IP40
ambient temperature	
<ul style="list-style-type: none"> • during operation / minimum • during operation / maximum • during storage / minimum • during storage / maximum 	-25 °C 70 °C -40 °C 80 °C

Certificates

reference code / acc. to IEC 81346-2	Q
--------------------------------------	---







General Product Approval	EMC	Declaration of Conformity
--------------------------	-----	---------------------------



Miscellaneous



[UK Declaration of Conformity](#)

Declaration of Conformity	Test Certificates			Marine / Shipping	
 EG-Konf.	Type Test Certificates/Test Report	Miscellaneous	Special Test Certificate	 ABS	 BUREAU VERITAS
Marine / Shipping				other	
 LRS	 RMRS	CCS / China Classification Society	 DNV-GL	Miscellaneous	Miscellaneous

Further information

Information- and Downloadcenter (Catalogs, Brochures,...)

<http://www.siemens.com/lowvoltage/catalogs>

Industry Mall (Online ordering system)

<https://mall.industry.siemens.com/mall/en/en/Catalog/product?mfb=3VA2116-6HL32-0AA0>

Service&Support (Manuals, Certificates, Characteristics, FAQs,...)

<https://support.industry.siemens.com/cs/ww/en/ps/3VA2116-6HL32-0AA0>

Image database (product images, 2D dimension drawings, 3D models, device circuit diagrams, ...)

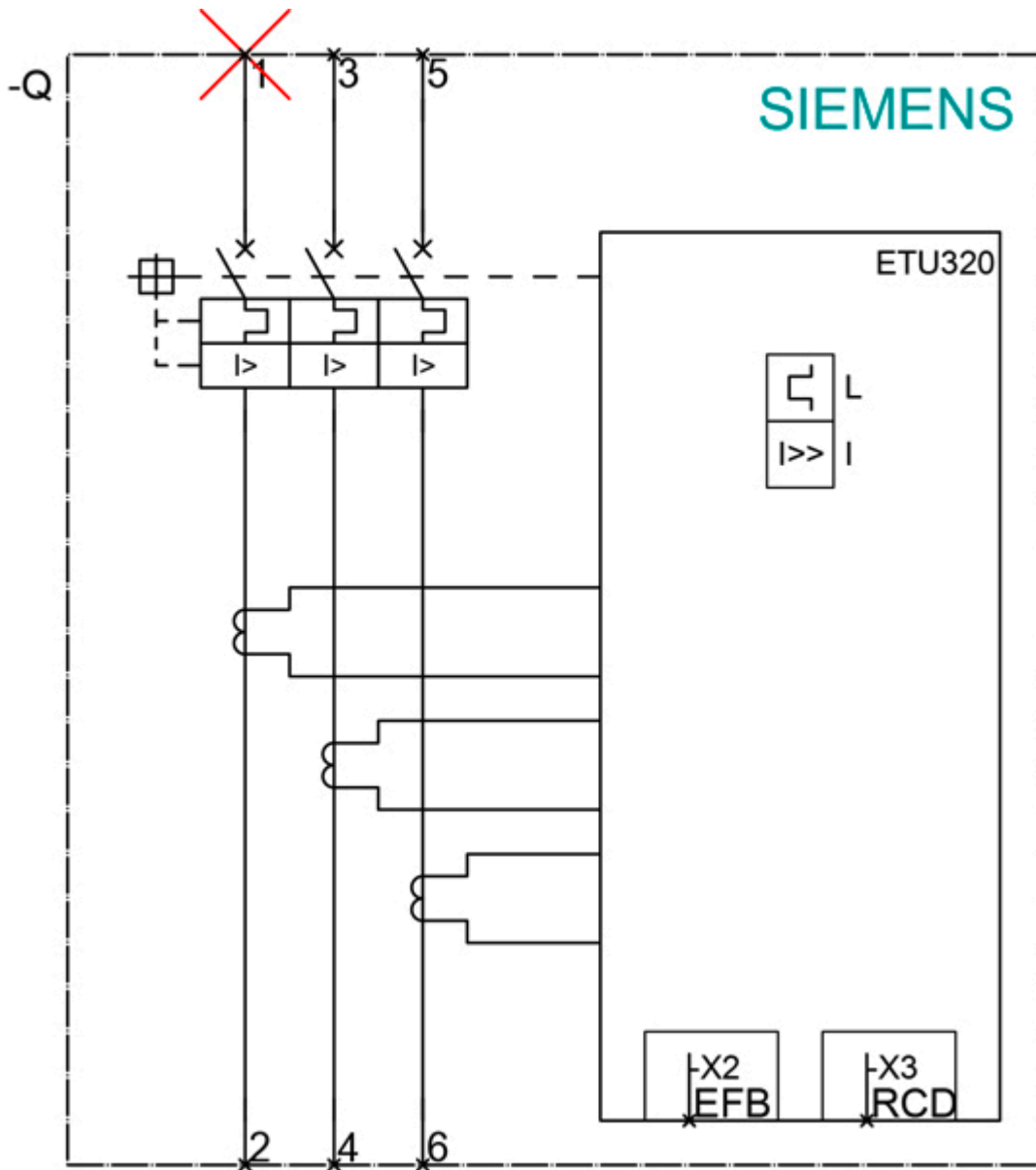
http://www.automation.siemens.com/bilddb/cax_en.aspx?mfb=3VA2116-6HL32-0AA0

CAX-Online-Generator

<http://www.siemens.com/cax>

Tender specifications

<http://www.siemens.com/specifications>



last modified:

6/11/2021 