



circuit breaker 3VA2 IEC frame 630 breaking capacity class H Icu=85kA @ 415V 3-pole, line protection ETU320, LI, In=630A overload protection Ir=250A...630A short-circuit protection Ii=1.5...9x In nut keeper kit

Model	
product brand name	SETRON
product designation	Molded case circuit breaker
Product version	Line protection
design of the overcurrent release	ETU320
protection function of the overcurrent release	LI
number of poles	3
General technical data	
rated insulation voltage Ui	800 V
power loss [W] / maximum	162 W
Active power loss / for rated value of the current / at AC / in hot operating state / per pole	54 W
mechanical service life (switching cycles) / typical	20 000
Electrical endurance (switching cycles) / at AC-1 / at 380/415 V 50/60 Hz	5 000
Electrical endurance (switching cycles) / at AC-1 / at 690 V 50/60 Hz	3 500
Neutral conductors / upgradeable/retrofitable	No
ground-fault monitoring version	Without
product function	
• communication function	No
• other measurement function	No
net weight	4.3 kg
Current	
Max. rated operational current of the frame size	630 A
Courant permanent assigné Iu	630 A
operational current	
• at 40 °C	630 A
• at 45 °C	612 A
• at 50 °C	593 A
• at 55 °C	575 A
• at 60 °C	557 A
• at 65 °C	538 A
• at 70 °C	520 A
Switching capacity according to IEC 60947	
switching capacity class of the circuit breaker	H
breaking capacity maximum short-circuit current (Icu)	
• at 240 V	110 kA

<ul style="list-style-type: none"> • at 415 V • at 440 V • at 500 V • at 690 V 	85 kA		
<ul style="list-style-type: none"> • at 415 V • at 440 V • at 500 V • at 690 V 	85 kA		
<ul style="list-style-type: none"> • at 415 V • at 440 V • at 500 V • at 690 V 	55 kA		
<ul style="list-style-type: none"> • at 415 V • at 440 V • at 500 V • at 690 V 	6 kA		
breaking capacity operating short-circuit current (Ics)			
<ul style="list-style-type: none"> • at 240 V • at 415 V • at 440 V • at 500 V • at 690 V 	110 kA		
<ul style="list-style-type: none"> • at 415 V • at 440 V • at 500 V • at 690 V 	85 kA		
<ul style="list-style-type: none"> • at 440 V • at 500 V • at 690 V 	85 kA		
<ul style="list-style-type: none"> • at 500 V • at 690 V 	55 kA		
<ul style="list-style-type: none"> • at 690 V 	6 kA		
short-circuit current making capacity (Icm)			
<ul style="list-style-type: none"> • at 240 V • at 415 V • at 440 V • at 500 V • at 690 V 	242 kA		
<ul style="list-style-type: none"> • at 415 V • at 440 V • at 500 V • at 690 V 	187 kA		
<ul style="list-style-type: none"> • at 440 V • at 500 V • at 690 V 	187 kA		
<ul style="list-style-type: none"> • at 500 V • at 690 V 	121 kA		
<ul style="list-style-type: none"> • at 690 V 	9 kA		
Adjustable parameters			
Adjustable response value current / li min.	945 A		
Adjustable response value current / li max.	5 670 A		
Ground fault protection / tripping switchable / I2t=ON/OFF	No		
Mechanical Design			
height [in]	9.76 in		
Height	248 mm		
width [in]	5.43 in		
Width	138 mm		
depth [in]	4.33 in		
depth	110 mm		
Connections			
arrangement of electrical connectors / for main current circuit	Front terminal		
type of electrical connection / for main current circuit	on both sides nut keeper kit		
Type of connectable conductor cross-section, connection screw, width x thickness , min.	20 x 1 mm		
Type of connectable conductor cross-section, connection screw, width x thickness , max.	35 x 10 mm		
Auxiliary circuit			
product component			
<ul style="list-style-type: none"> • undervoltage release • voltage trigger • trip indicator 	No		
	No		
	No		
number of CO contacts / for auxiliary contacts	0		
Accessories			
product extension / optional / motor drive	Yes		
Environmental conditions			
protection class IP / on the front	IP40		
ambient temperature			
<ul style="list-style-type: none"> • during operation / minimum • during operation / maximum • during storage / minimum • during storage / maximum 	-25 °C		
	70 °C		
	-40 °C		
	80 °C		
Certificates			
reference code / acc. to IEC 81346-2	Q		
General Product Approval	EMC	Declaration of Conformity	



[Miscellaneous](#)



EG-Konf.

Declaration of Conformity	Test Certificates	Marine / Shipping			
---------------------------	-------------------	-------------------	--	--	--

[UK Declaration of Conformity](#)

[Type Test Certificates/Test Report](#)

[Miscellaneous](#)

[Special Test Certificate](#)



ABS



BUREAU VERITAS

Marine / Shipping	other				
-------------------	-------	--	--	--	--



LRS



RMRS

[CCS / China Classification Society](#)



DNV-GL

[Miscellaneous](#)

[Miscellaneous](#)

Further information

Information- and Downloadcenter (Catalogs, Brochures,...)

<http://www.siemens.com/lowvoltage/catalogs>

Industry Mall (Online ordering system)

<https://mall.industry.siemens.com/mall/en/en/Catalog/product?mlfb=3VA2463-6HL32-0AA0>

Service&Support (Manuals, Certificates, Characteristics, FAQs,...)

<https://support.industry.siemens.com/cs/ww/en/ps/3VA2463-6HL32-0AA0>

Image database (product images, 2D dimension drawings, 3D models, device circuit diagrams, ...)

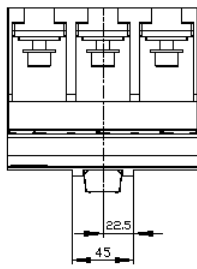
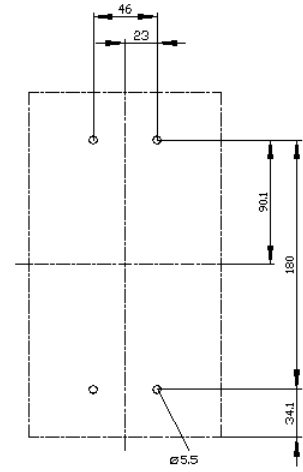
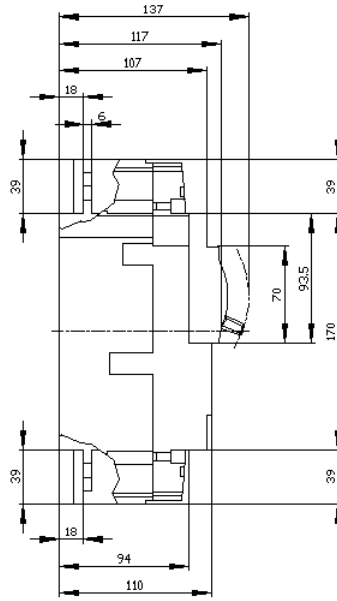
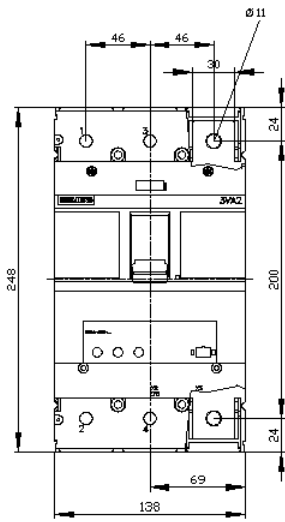
http://www.automation.siemens.com/bilddb/cax_en.aspx?mlfb=3VA2463-6HL32-0AA0

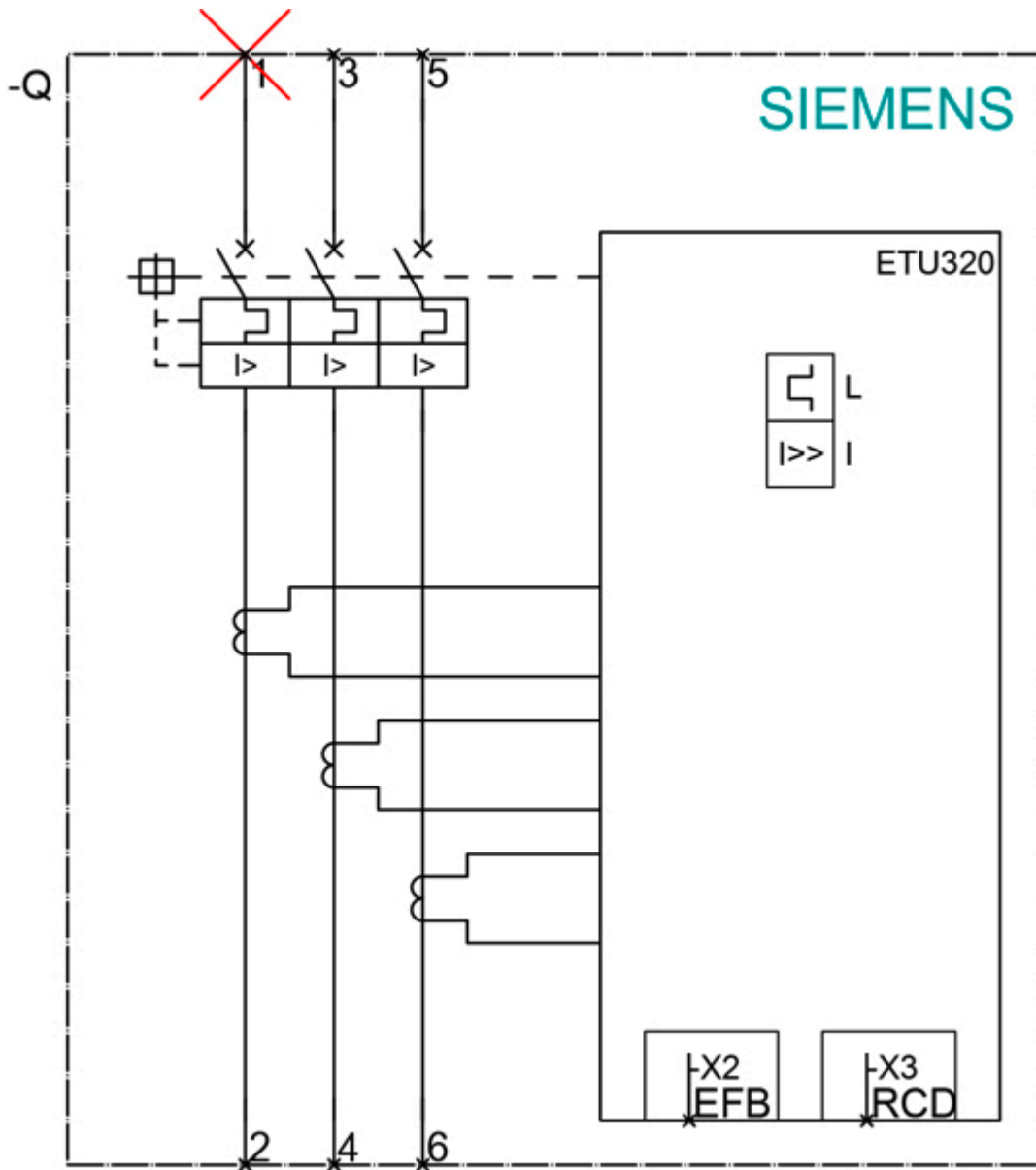
CAX-Online-Generator

<http://www.siemens.com/cax>

Tender specifications

<http://www.siemens.com/specifications>





last modified:

6/11/2021 