



circuit breaker 3VA1 IEC frame 160 breaking capacity class H $I_{cu}=70kA @ 415V$ 3-pole, starter protection TM120M, AM, $I_n=63A$ without overload protection short-circuit protection $I_i=7...16 \times I_n$ clamp connection

Model	
product brand name	SETRON
product designation	Molded case circuit breaker
Product version	Starter protection
design of the overcurrent release	TM120M
protection function of the overcurrent release	I
number of poles	3
General technical data	
rated insulation voltage U_i	800 V
power loss [W] / maximum	17.3 W
Active power loss / for rated value of the current / at AC / in hot operating state / per pole	5.77 W
mechanical service life (switching cycles) / typical	20 000
Electrical endurance (switching cycles) / at AC-1 / at 380/415 V 50/60 Hz	9 000
Electrical endurance (switching cycles) / at AC-1 / at 690 V 50/60 Hz	6 300
Neutral conductors / upgradeable/retrofitable	No
ground-fault monitoring version	Without
product function	
• communication function	No
• phase failure detection	No
• other measurement function	No
net weight	0.9 kg
Current	
Max. rated operational current of the frame size	160 A
Courant permanent assigné I_u	63 A
operational current	
• at 40 °C	63 A
• at 45 °C	63 A
• at 50 °C	63 A
• at 55 °C	62 A
• at 60 °C	61 A
• at 65 °C	60 A
• at 70 °C	58 A
Switching capacity according to IEC 60947	
switching capacity class of the circuit breaker	H
breaking capacity maximum short-circuit current (I_{cu})	

<ul style="list-style-type: none"> • at 240 V • at 415 V • at 440 V • at 500 V • at 690 V 	100 kA 70 kA 55 kA 5 kA 5 kA
breaking capacity operating short-circuit current (Ics) <ul style="list-style-type: none"> • at 240 V • at 415 V • at 440 V • at 500 V • at 690 V 	100 kA 70 kA 40 kA 5 kA 5 kA
short-circuit current making capacity (Icm) <ul style="list-style-type: none"> • at 240 V • at 415 V • at 440 V • at 500 V • at 690 V 	220 kA 154 kA 121 kA 7.5 kA 7.5 kA

Adjustable parameters	
Adjustable response value current / li min.	441 A
Adjustable response value current / li max.	1 008 A
Ground fault protection / tripping switchable / I2t=ON/OFF	No

Mechanical Design	
height [in]	5.12 in
Height	130 mm
width [in]	3 in
Width	76.2 mm
depth [in]	2.76 in
depth	70 mm

Connections	
arrangement of electrical connectors / for main current circuit	Front terminal
type of electrical connection / for main current circuit	box terminal on both sides
Type of connectable conductor cross-section, round conductor terminal, stranded	1 x (1.5 - 70 mm ²)

Auxiliary circuit	
number of CO contacts / for auxiliary contacts	0

Accessories	
product extension / optional / motor drive	Yes

Environmental conditions	
protection class IP / on the front	IP40
ambient temperature <ul style="list-style-type: none"> • during operation / minimum • during operation / maximum • during storage / minimum • during storage / maximum 	-25 °C 70 °C -40 °C 80 °C

Certificates	
reference code / acc. to IEC 81346-2	Q

General Product Approval	EMC	Declaration of Conformity
---------------------------------	------------	----------------------------------



[Miscellaneous](#)



Declaration of Conformity	Test Certificates	Marine / Shipping
----------------------------------	--------------------------	--------------------------

[UK Declaration of Conformity](#)

[Miscellaneous](#)

[Type Test Certificates/Test Report](#)

[Special Test Certificate](#)



[CCS / China Classification Society](#)

Marine / Shipping

other



[Miscellaneous](#)

[Confirmation](#)

[Miscellaneous](#)

Further information

Information- and Downloadcenter (Catalogs, Brochures,...)

<http://www.siemens.com/lowvoltage/catalogs>

Industry Mall (Online ordering system)

<https://mall.industry.siemens.com/mall/en/en/Catalog/product?mlfb=3VA1163-6MH36-0AA0>

Service&Support (Manuals, Certificates, Characteristics, FAQs,...)

<https://support.industry.siemens.com/cs/ww/en/ps/3VA1163-6MH36-0AA0>

Image database (product images, 2D dimension drawings, 3D models, device circuit diagrams, ...)

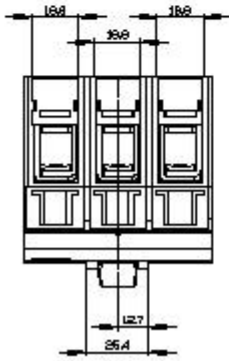
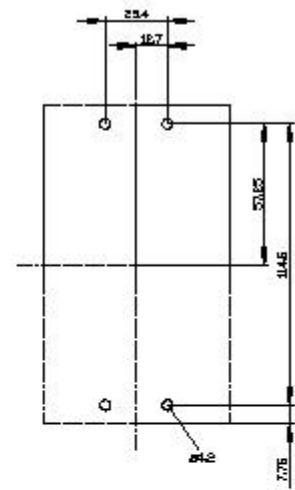
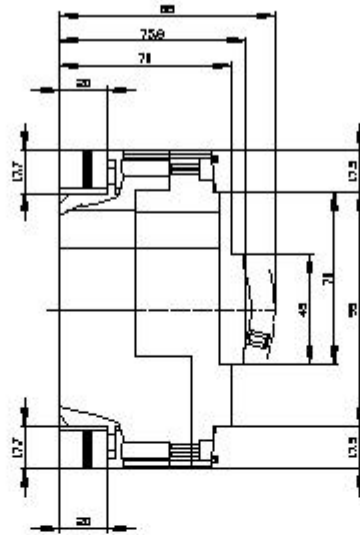
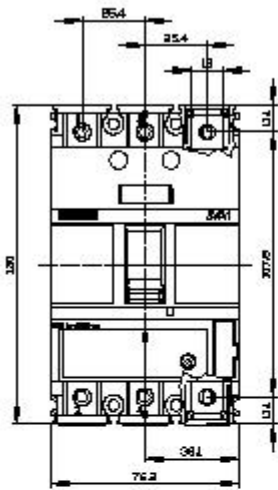
http://www.automation.siemens.com/bilddb/cax_en.aspx?mlfb=3VA1163-6MH36-0AA0

CAX-Online-Generator

<http://www.siemens.com/cax>

Tender specifications

<http://www.siemens.com/specifications>





last modified:

8/10/2021 