



circuit breaker 3VA2 IEC frame 160 breaking capacity class M Icu=55kA @ 415V 3-pole, motor protection ETU350M, LSI, In=100A overload protection Ir=40A...100A short-circuit protection Isd=3...15 x Ir, li=15 x In nut keeper kit

Model	
product brand name	SENTRON
product designation	Molded case circuit breaker
Product version	Motor protection
design of the overcurrent release	ETU350M
protection function of the overcurrent release	LSI
number of poles	3
General technical data	
rated insulation voltage Ui	800 V
operating power / at AC-3 / at 400 V	55 000 W
operating power / at AC-3 / at 230 V	30 000 W
power loss [W] / maximum	10 W
Active power loss / for rated value of the current / at AC / in hot operating state / per pole	3.33 W
mechanical service life (switching cycles) / typical	25 000
Electrical endurance (switching cycles) / at AC-1 / at 380/415 V 50/60 Hz	14 000
Electrical endurance (switching cycles) / at AC-1 / at 690 V 50/60 Hz	9 800
Electrical endurance (switching cycles) / at AC-3 / at 380/415 V 50/60 Hz	5 000
Neutral conductors / upgradeable/retrofitable	No
ground-fault monitoring version	Without
product function	
• communication function	No
• phase failure detection	Yes
• other measurement function	No
net weight	2.3 kg
Current	
Max. rated operational current of the frame size	160 A
Courant permanent assigné lu	100 A
operational current	
• at 40 °C	100 A
• at 45 °C	100 A
• at 50 °C	100 A
• at 55 °C	100 A
• at 60 °C	100 A
• at 65 °C	100 A

• at 70 °C	100 A		
<b>Switching capacity according to IEC 60947</b>			
switching capacity class of the circuit breaker	M		
breaking capacity maximum short-circuit current (Icu)			
• at 240 V	85 kA		
• at 415 V	55 kA		
• at 440 V	55 kA		
• at 500 V	36 kA		
• at 690 V	2.5 kA		
breaking capacity operating short-circuit current (Ics)			
• at 240 V	85 kA		
• at 415 V	55 kA		
• at 440 V	55 kA		
• at 500 V	36 kA		
• at 690 V	2.5 kA		
short-circuit current making capacity (Icm)			
• at 240 V	187 kA		
• at 415 V	121 kA		
• at 440 V	121 kA		
• at 500 V	75.6 kA		
• at 690 V	3.7 kA		
<b>Adjustable parameters</b>			
Adjustable response value current / li min.	1 500 A		
Adjustable response value current / li max.	1 500 A		
Ground fault protection / tripping switchable / I2t=ON/OFF	No		
<b>Mechanical Design</b>			
height [in]	7.13 in		
Height	181 mm		
width [in]	4.13 in		
Width	105 mm		
depth [in]	3.39 in		
depth	86 mm		
<b>Connections</b>			
arrangement of electrical connectors / for main current circuit	Front terminal		
type of electrical connection / for main current circuit	on both sides nut keeper kit		
Type of connectable conductor cross-section, connection screw, width x thickness , min.	13 x 1 mm		
<b>Auxiliary circuit</b>			
product component			
• undervoltage release	No		
• voltage trigger	No		
• trip indicator	No		
number of CO contacts / for auxiliary contacts	0		
<b>Accessories</b>			
product extension / optional / motor drive	Yes		
<b>Environmental conditions</b>			
protection class IP / on the front	IP40		
ambient temperature			
• during operation / minimum	-25 °C		
• during operation / maximum	70 °C		
• during storage / minimum	-40 °C		
• during storage / maximum	80 °C		
<b>Certificates</b>			
reference code / acc. to IEC 81346-2	Q		
<b>General Product Approval</b>	<b>EMC</b>	<b>Declaration of Conformity</b>	



[Miscellaneous](#)



EG-Konf.

Declaration of Conformity	Test Certificates	Marine / Shipping			
---------------------------	-------------------	-------------------	--	--	--

[UK Declaration of Conformity](#)

[Miscellaneous](#)

[Special Test Certificate](#)



[CCS / China Classification Society](#)



other

[Miscellaneous](#)

[Confirmation](#)

[Miscellaneous](#)

Further information

**Information- and Downloadcenter (Catalogs, Brochures,...)**

<http://www.siemens.com/lowvoltage/catalogs>

**Industry Mall (Online ordering system)**

<https://mall.industry.siemens.com/mall/en/en/Catalog/product?mlfb=3VA2110-5MN32-0AA0>

**Service&Support (Manuals, Certificates, Characteristics, FAQs,...)**

<https://support.industry.siemens.com/cs/ww/en/ps/3VA2110-5MN32-0AA0>

**Image database (product images, 2D dimension drawings, 3D models, device circuit diagrams, ...)**

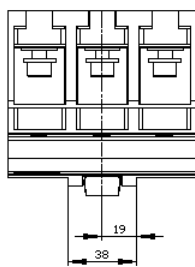
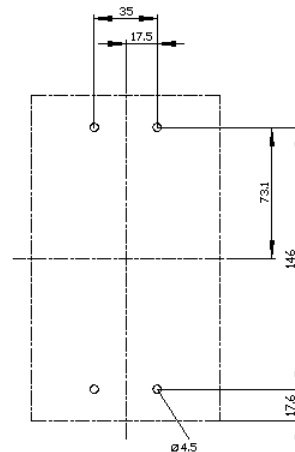
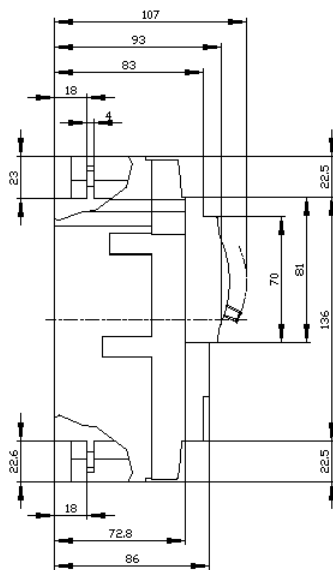
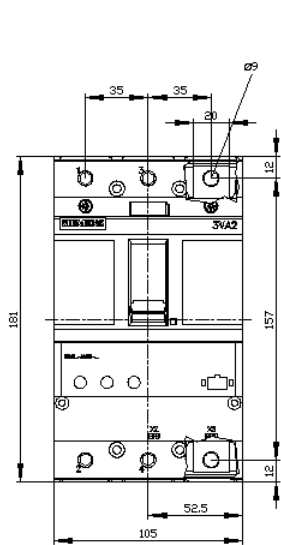
[http://www.automation.siemens.com/bilddb/cax\\_en.aspx?mlfb=3VA2110-5MN32-0AA0](http://www.automation.siemens.com/bilddb/cax_en.aspx?mlfb=3VA2110-5MN32-0AA0)

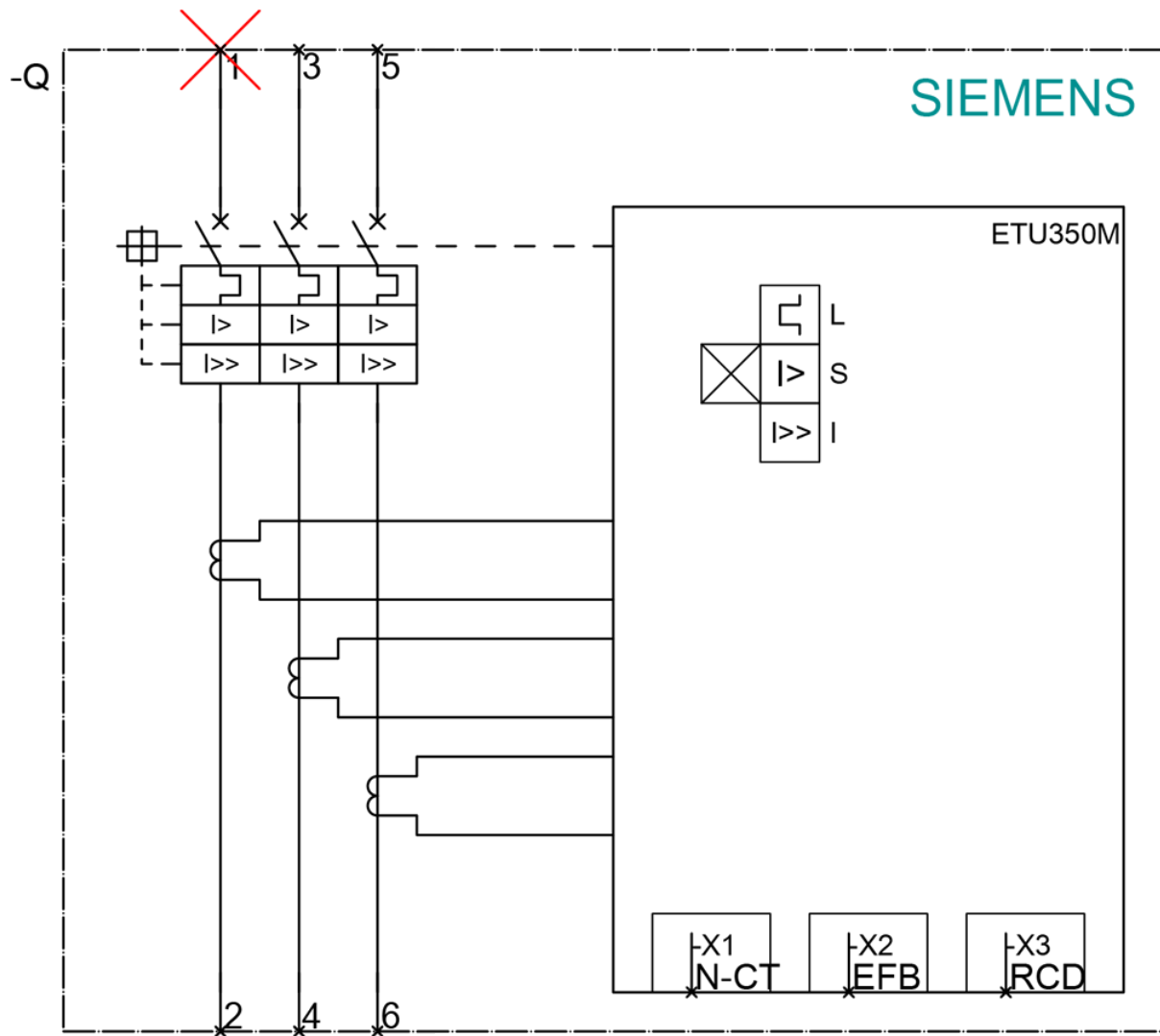
**CAX-Online-Generator**

<http://www.siemens.com/cax>

**Tender specifications**

<http://www.siemens.com/specifications>





last modified:

6/11/2021 